



Location: CMA1b - Oil Street Site Office

Report on 24-hour TSP monitoring

Action Level ($\mu\text{g}/\text{m}^3$) - 176.7

Limit Level ($\mu\text{g}/\text{m}^3$) - 260

Date	Sampling Time	Weather Condition	Filter paper no.	Filter Weight, g		Elapse Time, hr		Sampling Time, hr	Flow Rate, m^3/min			Total Volume, m^3	TSP Level, $\mu\text{g}/\text{m}^3$
				Initial	Final	Initial	Final		Initial, Q_{si}	Final, Q_{sf}	Average		
30-May-14	8:00	Rainy	008675	2.8296	2.8961	4650.85	4674.85	24.00	1.28	1.29	1.29	1851	36
5-Jun-14	8:00	Rainy	008857	2.8512	2.9125	4677.85	4701.85	24.00	1.28	1.29	1.28	1850	33
11-Jun-14	8:00	Rainy	008943	2.8278	2.9833	4704.84	4728.84	24.00	1.28	1.29	1.28	1850	84
17-Jun-14	8:00	Rainy	008680	2.8378	2.9250	4731.85	4755.85	24.00	1.28	1.28	1.28	1849	47
23-Jun-14	8:00	Rainy	009037	2.8274	2.9108	4758.86	4782.86	24.00	1.29	1.31	1.30	1866	45

Report on 1-hour TSP monitoring

Action Level ($\mu\text{g}/\text{m}^3$) - 320.1

Limit Level ($\mu\text{g}/\text{m}^3$) - 500

Date	Sampling Time	Weather Condition	Filter paper no.	Filter Weight, g		Elapse Time, hr		Sampling Time, hr	Flow Rate, m^3/min			Total Volume, m^3	TSP Level, $\mu\text{g}/\text{m}^3$
				Initial	Final	Initial	Final		Initial, Q_{si}	Final, Q_{sf}	Average		
31-May-14	8:05	Rainy	008676	2.8406	2.8444	4674.85	4675.85	1.00	1.32	1.32	1.32	79	48
31-May-14	9:10	Rainy	008853	2.8505	2.8528	4675.85	4676.85	1.00	1.29	1.29	1.29	77	30
31-May-14	10:15	Rainy	008855	2.8508	2.8537	4676.85	4677.85	1.00	1.32	1.32	1.32	79	37
6-Jun-14	8:42	Rainy	008946	2.8352	2.8443	4701.85	4702.85	1.00	1.32	1.32	1.32	79	115
6-Jun-14	10:15	Rainy	008945	2.8319	2.8370	4702.85	4703.85	1.00	1.32	1.32	1.32	79	64
6-Jun-14	13:00	Rainy	008944	2.8326	2.8378	4703.85	4704.85	1.00	1.32	1.32	1.32	79	66
12-Jun-14	8:05	Fine	008682	2.8273	2.8363	4728.84	4729.84	1.00	1.32	1.32	1.32	79	113
12-Jun-14	9:10	Fine	008726	2.8537	2.8658	4729.84	4730.84	1.00	1.32	1.32	1.32	79	152
12-Jun-14	10:15	Fine	008617	2.8374	2.8465	4730.84	4731.84	1.00	1.32	1.32	1.32	79	115
18-Jun-14	10:25	Rainy	009030	2.8260	2.8327	4755.85	4756.85	1.00	1.28	1.28	1.28	77	87
18-Jun-14	13:00	Rainy	009032	2.8334	2.8375	4756.85	4757.85	1.00	1.28	1.28	1.28	77	53
18-Jun-14	14:21	Rainy	009034	2.8244	2.8307	4757.85	4758.85	1.00	1.32	1.30	1.31	79	80
24-Jun-14	8:05	Rainy	009004	2.8224	2.8271	4782.86	4783.86	1.00	1.36	1.32	1.34	81	58
24-Jun-14	9:10	Rainy	009008	2.8219	2.8265	4783.86	4784.86	1.00	1.32	1.29	1.31	78	59
24-Jun-14	10:15	Rainy	008999	2.8253	2.8394	4784.86	4785.86	1.00	1.29	1.29	1.29	77	183

Location: CMA2a - Causeway Bay Community Centre

Report on 24-hour TSP monitoring
Action Level ($\mu\text{g}/\text{m}^3$) - 169.5
Limit Level ($\mu\text{g}/\text{m}^3$) - 260

Date	Sampling Time	Weather Condition	Filter paper no.	Filter Weight, g		Elapse Time, hr		Sampling Time, hr	Flow Rate, m^3/min			Total Volume, m^3	TSP Level, $\mu\text{g}/\text{m}^3$
				Initial	Final	Initial	Final		Initial, Q_{si}	Final, Q_{sf}	Average		
30-May-14	8:00	Rainy	008674	2.8262	2.8862	14361.34	14385.34	24.00	1.27	1.27	1.27	1836	33
5-Jun-14	8:00	Rainy	008858	2.8442	2.9310	14388.35	14412.35	24.00	1.35	1.35	1.35	1940	45
11-Jun-14	8:00	Rainy	008939	2.8192	2.9450	14415.34	14439.34	24.00	1.35	1.35	1.35	1940	65
17-Jun-14	8:00	Rainy	008861	2.8589	2.9533	14442.35	14466.35	24.00	1.27	1.36	1.32	1900	50
23-Jun-14	8:00	Rainy	009038	2.8383	2.9629	14469.36	14493.36	24.00	1.37	1.37	1.37	1969	63

Report on 1-hour TSP monitoring
Action Level ($\mu\text{g}/\text{m}^3$) - 323.4
Limit Level ($\mu\text{g}/\text{m}^3$) - 500

Date	Sampling Time	Weather Condition	Filter paper no.	Filter Weight, g		Elapse Time, hr		Sampling Time, hr	Flow Rate, m^3/min			Total Volume, m^3	TSP Level, $\mu\text{g}/\text{m}^3$
				Initial	Final	Initial	Final		Initial, Q_{si}	Final, Q_{sf}	Average		
31-May-14	8:05	Rainy	008852	2.8347	2.8373	14385.34	14386.34	1.00	1.27	1.27	1.27	76	34
31-May-14	9:10	Rainy	008854	2.8385	2.8415	14386.34	14387.34	1.00	1.27	1.27	1.27	76	39
31-May-14	10:15	Rainy	008856	2.8328	2.8368	14387.34	14388.34	1.00	1.27	1.27	1.27	76	52
6-Jun-14	8:47	Rainy	008942	2.8379	2.8443	14412.35	14413.35	1.00	1.28	1.28	1.28	77	84
6-Jun-14	10:08	Rainy	008941	2.8381	2.8439	14413.35	14414.35	1.00	1.28	1.28	1.28	77	76
6-Jun-14	13:00	Rainy	008940	2.8269	2.8352	14414.35	14415.35	1.00	1.35	1.28	1.31	79	105
12-Jun-14	8:05	Fine	008693	2.8321	2.8364	14439.34	14440.34	1.00	1.28	1.27	1.28	77	56
12-Jun-14	9:10	Fine	008727	2.8464	2.8557	14441.34	14442.34	1.00	1.28	1.27	1.28	77	122
12-Jun-14	10:15	Fine	008616	2.8404	2.8489	14442.34	14443.34	1.00	1.35	1.27	1.31	79	108
18-Jun-14	10:20	Rainy	009031	2.8319	2.8385	14466.35	14467.35	1.00	1.35	1.31	1.33	80	83
18-Jun-14	13:00	Rainy	009033	2.8198	2.8245	14467.35	14468.35	1.00	1.27	1.27	1.27	76	61
18-Jun-14	14:03	Rainy	009036	2.8273	2.8345	14468.35	14469.35	1.00	1.36	1.35	1.36	81	89
24-Jun-14	8:07	Rainy	009005	2.8163	2.8247	14493.36	14494.36	1.00	1.37	1.37	1.37	82	102
24-Jun-14	9:13	Rainy	009009	2.8222	2.8290	14494.36	14495.36	1.00	1.37	1.37	1.37	82	83
24-Jun-14	10:17	Rainy	008998	2.8236	2.8333	14495.36	14496.36	1.00	1.37	1.37	1.37	82	118



Location: CMA3a - CWB PRE Site Office Area

Report on 24-hour TSP monitoring
Action Level ($\mu\text{g}/\text{m}^3$) - 171
Limit Level ($\mu\text{g}/\text{m}^3$) - 260

Date	Sampling Time	Weather Condition	Filter paper no.	Filter Weight, g		Elapse Time, hr		Sampling Time, hr	Flow Rate, m^3/min			Total Volume, m^3	TSP Level, $\mu\text{g}/\text{m}^3$
				Initial	Final	Initial	Final		Initial, Q_{si}	Final, Q_{sf}	Average		
30-May-14	8:00	Rainy	008741	2.8824	2.9494	1764.90	1788.90	24.00	1.29	1.29	1.29	1854	36
5-Jun-14	8:00	Rainy	008987	2.8288	2.9577	1791.90	1815.90	24.00	1.35	1.35	1.35	1950	66
11-Jun-14	8:00	Rainy	008473	2.8515	3.0171	1818.91	1842.91	24.00	1.35	1.35	1.35	1949	85
17-Jun-14	8:00	Rainy	008723	2.8634	3.0196	1845.91	1869.91	24.00	1.37	1.37	1.37	1973	79
23-Jun-14	8:00	Rainy	008466	2.8563	3.0464	1872.90	1896.90	24.00	1.37	1.37	1.37	1976	96

Report on 1-hour TSP monitoring
Action Level ($\mu\text{g}/\text{m}^3$) - 311.3
Limit Level ($\mu\text{g}/\text{m}^3$) - 500

Date	Sampling Time	Weather Condition	Filter paper no.	Filter Weight, g		Elapse Time, hr		Sampling Time, hr	Flow Rate, m^3/min			Total Volume, m^3	TSP Level, $\mu\text{g}/\text{m}^3$
				Initial	Final	Initial	Final		Initial, Q_{si}	Final, Q_{sf}	Average		
31-May-14	9:25	Rainy	008724	2.8474	2.8600	1788.90	1789.90	1.00	1.37	1.37	1.37	82	154
31-May-14	10:35	Rainy	008992	2.8270	2.8396	1789.90	1790.90	1.00	1.37	1.37	1.37	82	154
31-May-14	13:00	Rainy	008990	2.8212	2.8322	1790.90	1791.90	1.00	1.37	1.37	1.37	82	134
6-Jun-14	13:00	Rainy	008863	2.8696	2.8711	1815.90	1816.90	1.00	1.37	1.37	1.37	82	18
6-Jun-14	14:06	Rainy	008862	2.8616	2.8674	1816.90	1817.90	1.00	1.37	1.37	1.37	82	71
6-Jun-14	15:35	Rainy	008222	2.8248	2.8310	1817.90	1818.90	1.00	1.37	1.37	1.37	82	76
12-Jun-14	9:25	Fine	008966	2.8338	2.8469	1842.91	1843.91	1.00	1.37	1.37	1.37	82	160
12-Jun-14	10:30	Fine	008986	2.8278	2.8447	1843.91	1844.91	1.00	1.37	1.37	1.37	82	206
12-Jun-14	13:00	Fine	008969	2.8332	2.8475	1844.91	1845.91	1.00	1.37	1.37	1.37	82	174
18-Jun-14	13:00	Rainy	008460	2.8504	2.8571	1869.91	1870.91	1.00	1.38	1.38	1.38	83	81
18-Jun-14	14:17	Rainy	008459	2.8453	2.8574	1870.91	1871.91	1.00	1.38	1.38	1.38	83	146
18-Jun-14	16:08	Rainy	008458	2.8312	2.8432	1871.91	1872.91	1.00	1.38	1.38	1.38	83	145
24-Jun-14	13:00	Rainy	009087	2.8246	2.8303	1896.90	1897.90	1.00	1.24	1.24	1.24	74	77
24-Jun-14	14:21	Rainy	009089	2.8297	2.8410	1897.90	1898.90	1.00	1.32	1.32	1.32	79	143
24-Jun-14	15:25	Rainy	009091	2.8228	2.8329	1898.90	1899.90	1.00	1.30	1.32	1.31	78	129



Location: CMA4a - SPCA

Report on 24-hour TSP monitoring
 Action Level ($\mu\text{g}/\text{m}^3$) - 171.2
 Limit Level ($\mu\text{g}/\text{m}^3$) - 260

Date	Sampling Time	Weather Condition	Filter paper no.	Filter Weight, g		Elapse Time, hr		Sampling Time, hr	Flow Rate, m^3/min			Total Volume, m^3	TSP Level, $\mu\text{g}/\text{m}^3$
				Initial	Final	Initial	Final		Initial, Q_{si}	Final, Q_{sf}	Average		
30-May-14	8:00	Rainy	008740	2.8550	2.9007	18588.99	18612.99	24.00	1.29	1.29	1.29	1854	25
5-Jun-14	8:00	Rainy	008988	2.8275	2.8891	18614.99	18638.99	24.00	1.29	1.29	1.29	1853	33
11-Jun-14	8:00	Rainy	008472	2.8486	2.9603	18641.99	18665.99	24.00	1.29	1.29	1.29	1853	60
17-Jun-14	8:00	Rainy	008965	2.8164	2.8859	18669.99	18693.99	24.00	1.29	1.29	1.29	1853	38
23-Jun-14	8:00	Rainy	008553	2.8493	2.9256	18695.99	18719.99	24.00	1.29	1.29	1.29	1856	41

Report on 1-hour TSP monitoring
 Action Level ($\mu\text{g}/\text{m}^3$) - 312.5
 Limit Level ($\mu\text{g}/\text{m}^3$) - 500

Date	Sampling Time	Weather Condition	Filter paper no.	Filter Weight, g		Elapse Time, hr		Sampling Time, hr	Flow Rate, m^3/min			Total Volume, m^3	TSP Level, $\mu\text{g}/\text{m}^3$
				Initial	Final	Initial	Final		Initial, Q_{si}	Final, Q_{sf}	Average		
31-May-14	9:15	Rainy	008921	2.8385	2.8440	18612.99	18613.99	1.00	1.29	1.29	1.29	77	71
31-May-14	10:20	Rainy	008991	2.8291	2.8349	18613.99	18614.99	1.00	1.29	1.29	1.29	77	75
31-May-14	13:00	Rainy	008989	2.8224	2.8307	18614.99	18615.99	1.00	1.29	1.29	1.29	77	107
6-Jun-14	13:00	Rainy	008938	2.8254	2.8306	18638.99	18639.99	1.00	1.29	1.29	1.29	77	67
6-Jun-14	14:16	Rainy	008937	2.8253	2.8287	18639.99	18640.99	1.00	1.29	1.29	1.29	77	44
6-Jun-14	15:22	Rainy	008936	2.8296	2.8328	18640.99	18641.99	1.00	1.29	1.29	1.29	77	41
12-Jun-14	9:10	Fine	008920	2.8235	2.8321	18665.99	18666.99	1.00	1.29	1.29	1.29	77	111
12-Jun-14	10:15	Fine	008967	2.8143	2.8240	18666.99	18667.99	1.00	1.29	1.29	1.29	77	126
12-Jun-14	13:00	Fine	008968	2.8222	2.8311	18667.99	18668.99	1.00	1.29	1.29	1.29	77	115
18-Jun-14	13:00	Rainy	008457	2.8509	2.8552	18693.99	18694.99	1.00	1.29	1.29	1.29	77	56
18-Jun-14	14:07	Rainy	008456	2.8418	2.8462	18694.99	18695.99	1.00	1.29	1.29	1.29	77	57
18-Jun-14	16:26	Rainy	008455	2.8500	2.8546	18695.99	18696.99	1.00	1.29	1.29	1.29	77	60
24-Jun-14	13:00	Rainy	009086	2.8162	2.8212	18719.99	18720.99	1.00	1.31	1.31	1.31	78	64
24-Jun-14	14:10	Rainy	009088	2.8289	2.8334	18720.99	18721.99	1.00	1.29	1.29	1.29	77	58
24-Jun-14	15:14	Rainy	009090	2.8217	2.8276	18721.99	18722.99	1.00	1.32	1.32	1.32	79	74

Location: CMA5a - Children Garden opposite to Pedestrian Plaza

Report on 24-hour TSP monitoring

Action Level ($\mu\text{g}/\text{m}^3$) - 181

Limit Level ($\mu\text{g}/\text{m}^3$) - 260

Date	Sampling Time	Weather Condition	Filter paper no.	Filter Weight, g		Elapse Time, hr		Sampling Time, hr	Flow Rate, m^3/min			Total Volume, m^3	TSP Level, $\mu\text{g}/\text{m}^3$
				Initial	Final	Initial	Final		Initial, Q_{si}	Final, Q_{sf}	Average		
30-May-14	8:00	Rainy	008734	2.8567	2.9771	19568.88	19592.88	24.00	1.36	1.37	1.37	1966	61
5-Jun-14	8:00	Rainy	009062	2.8353	2.9553	19595.87	19619.87	24.00	1.36	1.37	1.36	1965	61
11-Jun-14	8:00	Rainy	008754	2.8667	3.0235	19622.89	19646.89	24.00	1.36	1.37	1.36	1965	80
17-Jun-14	8:00	Rainy	008620	2.8297	2.9709	19650.04	19674.04	24.00	1.38	1.38	1.38	1989	71
23-Jun-14	8:00	Rainy	009072	2.8429	2.9715	19677.04	19701.04	24.00	1.38	1.38	1.38	1993	65

Report on 1-hour TSP monitoring

Action Level ($\mu\text{g}/\text{m}^3$) - 332

Limit Level ($\mu\text{g}/\text{m}^3$) - 500

Date	Sampling Time	Weather Condition	Filter paper no.	Filter Weight, g		Elapse Time, hr		Sampling Time, hr	Flow Rate, m^3/min			Total Volume, m^3	TSP Level, $\mu\text{g}/\text{m}^3$
				Initial	Final	Initial	Final		Initial, Q_{si}	Final, Q_{sf}	Average		
31-May-14	13:00	Rainy	009070	2.8345	2.8386	19592.88	19593.88	1.00	1.30	1.30	1.30	78	53
31-May-14	14:36	Rainy	009068	2.8497	2.8521	19593.88	19594.88	1.00	1.30	1.30	1.30	78	31
31-May-14	15:48	Rainy	009065	2.8495	2.8516	19594.88	19595.88	1.00	1.30	1.30	1.30	78	27
6-Jun-14	13:00	Rainy	008919	2.8272	2.8334	19619.87	19620.87	1.00	1.37	1.37	1.37	82	76
6-Jun-14	14:37	Rainy	009056	2.8423	2.8453	19620.87	19621.87	1.00	1.33	1.33	1.33	80	38
6-Jun-14	16:53	Rainy	008752	2.8692	2.8808	19621.87	19622.87	1.00	1.37	1.37	1.37	82	142
12-Jun-14	13:00	Fine	008681	2.8316	2.8352	19646.89	19647.89	1.00	1.37	1.37	1.37	82	44
12-Jun-14	14:05	Fine	008979	2.8270	2.8427	19647.89	19648.89	1.00	1.33	1.33	1.33	80	197
12-Jun-14	15:10	Fine	008972	2.8263	2.8420	19648.89	19649.89	1.00	1.37	1.37	1.37	82	192
18-Jun-14	9:34	Rainy	008959	2.8283	2.8358	19674.04	19675.04	1.00	1.38	1.38	1.38	83	90
18-Jun-14	13:00	Rainy	008956	2.8364	2.8466	19675.04	19676.04	1.00	1.38	1.38	1.38	83	123
18-Jun-14	14:30	Rainy	008963	2.8254	2.8356	19676.04	19677.04	1.00	1.38	1.38	1.38	83	123
24-Jun-14	8:13	Rainy	009007	2.8259	2.8353	19701.04	19702.04	1.00	1.38	1.38	1.38	83	113
24-Jun-14	14:00	Rainy	009028	2.8279	2.8339	19702.04	19703.04	1.00	1.38	1.38	1.38	83	72
24-Jun-14	15:05	Rainy	008351	2.8607	2.8669	19703.04	19704.04	1.00	1.38	1.38	1.38	83	75



Location: MA1e - International Finance Centre (Eastern Wing)

Report on 24-hour TSP monitoring

Action Level ($\mu\text{g}/\text{m}^3$) - 173.4Limit Level ($\mu\text{g}/\text{m}^3$) - 260

Date	Sampling Time	Weather Condition	Filter paper no.	Filter Weight, g		Elapse Time, hr		Sampling Time, hr	Flow Rate, m^3/min			Total Volume, m^3	TSP Level, $\mu\text{g}/\text{m}^3$
				Initial	Final	Initial	Final		Initial, Q_{si}	Final, Q_{sf}	Average		
30-May-14	8:00	Rainy	008703	2.8189	2.8677	15270.88	15294.88	24.00	1.29	1.29	1.29	1862	26
5-Jun-14	8:00	Rainy	009060	2.8345	2.9008	15297.88	15321.88	24.00	1.29	1.29	1.29	1861	36
11-Jun-14	8:00	Rainy	008756	2.8792	2.9525	15324.88	15348.88	24.00	1.29	1.29	1.29	1861	39
18-Jun-14	14:45	Rainy	008461	2.8524	2.9061	15354.96	15378.96	24.00	1.29	1.29	1.29	1861	29
23-Jun-14	8:00	Rainy	009075	2.8319	2.8826	15378.96	15402.96	24.00	1.29	1.29	1.29	1864	27

Remarks: Due to interruption of electricity, the 24hr TSP was rescheduled from 17 June 2014 to 18 June 2014.

Report on 1-hour TSP monitoring

Action Level ($\mu\text{g}/\text{m}^3$) - 325.1Limit Level ($\mu\text{g}/\text{m}^3$) - 500

Date	Sampling Time	Weather Condition	Filter paper no.	Filter Weight, g		Elapse Time, hr		Sampling Time, hr	Flow Rate, m^3/min			Total Volume, m^3	TSP Level, $\mu\text{g}/\text{m}^3$
				Initial	Final	Initial	Final		Initial, Q_{si}	Final, Q_{sf}	Average		
31-May-14	9:16	Rainy	008742	2.8673	2.8689	15294.88	15295.88	1.00	1.29	1.29	1.29	78	21
31-May-14	10:33	Rainy	008745	2.8704	2.8745	15295.88	15296.88	1.00	1.29	1.29	1.29	78	53
31-May-14	13:00	Rainy	008748	2.8650	2.8689	15296.88	15297.88	1.00	1.29	1.29	1.29	78	50
6-Jun-14	8:46	Rainy	009046	2.8246	2.8323	15321.88	15322.88	1.00	1.29	1.29	1.29	78	99
6-Jun-14	10:11	Rainy	009048	2.8008	2.8039	15322.88	15323.88	1.00	1.29	1.29	1.29	78	40
6-Jun-14	13:00	Rainy	009051	2.8200	2.8285	15323.88	15324.88	1.00	1.33	1.29	1.31	79	108
12-Jun-14	8:58	Fine	008758	2.8731	2.8739	15348.88	15349.88	1.00	1.29	1.29	1.29	78	10
12-Jun-14	10:10	Fine	008769	2.8590	2.8649	15349.88	15350.88	1.00	1.29	1.29	1.29	78	76
12-Jun-14	13:00	Fine	008765	2.8564	2.8628	15350.88	15351.88	1.00	1.33	1.29	1.31	79	81
18-Jun-14	8:42	Rainy	008465	2.8671	2.8715	15351.96	15352.96	1.00	1.29	1.29	1.29	78	57
18-Jun-14	9:49	Rainy	008464	2.8651	2.8672	15352.96	15353.96	1.00	1.29	1.29	1.29	78	27
18-Jun-14	13:00	Rainy	008463	2.8837	2.8868	15353.96	15354.96	1.00	1.29	1.29	1.29	78	40
24-Jun-14	8:34	Rainy	009077	2.8305	2.8344	15402.96	15403.96	1.00	1.29	1.29	1.29	78	50
24-Jun-14	9:56	Rainy	009080	2.8235	2.8286	15403.96	15404.96	1.00	1.29	1.29	1.29	78	66
24-Jun-14	13:00	Rainy	009083	2.8278	2.8354	15404.96	15405.96	1.00	1.29	1.29	1.29	78	98



Location: MA1w - International Finance Centre (Western Wing)

Report on 24-hour TSP monitoring

Action Level ($\mu\text{g}/\text{m}^3$) - 173.4
 Limit Level ($\mu\text{g}/\text{m}^3$) - 260

Date	Sampling Time	Weather Condition	Filter paper no.	Filter Weight, g		Elapse Time, hr		Sampling Time, hr	Flow Rate, m^3/min			Total Volume, m^3	TSP Level, $\mu\text{g}/\text{m}^3$
				Initial	Final	Initial	Final		Initial, Q_{si}	Final, Q_{sf}	Average		
30-May-14	8:00	Rainy	008704	2.8281	2.9005	15319.40	15343.40	24.00	1.33	1.34	1.34	1923	38
5-Jun-14	8:00	Rainy	009061	2.8383	2.9240	15346.40	15370.40	24.00	1.35	1.36	1.35	1950	44
11-Jun-14	8:00	Rainy	008757	2.8646	2.9951	15373.40	15397.40	24.00	1.35	1.35	1.35	1949	67
19-Jun-14	8:00	Rainy	009074	2.8311	2.9314	15429.63	15453.63	24.00	1.33	1.33	1.33	1921	52
23-Jun-14	8:00	Rainy	009076	2.8446	2.9349	15453.63	15477.63	24.00	1.34	1.34	1.34	1925	47

Remarks: Due to interruption of electricity, the 24hr TSP monitoring was rescheduled from 17 June 2014 to 19 June 2014.

Report on 1-hour TSP monitoring

Action Level ($\mu\text{g}/\text{m}^3$) - 325.1
 Limit Level ($\mu\text{g}/\text{m}^3$) - 500

Date	Sampling Time	Weather Condition	Filter paper no.	Filter Weight, g		Elapse Time, hr		Sampling Time, hr	Flow Rate, m^3/min			Total Volume, m^3	TSP Level, $\mu\text{g}/\text{m}^3$
				Initial	Final	Initial	Final		Initial, Q_{si}	Final, Q_{sf}	Average		
31-May-14	9:22	Rainy	008743	2.8649	2.8668	15343.40	15344.40	1.00	1.35	1.35	1.35	81	23
31-May-14	10:38	Rainy	008746	2.8704	2.8716	15344.40	15345.40	1.00	1.35	1.35	1.35	81	15
31-May-14	13:00	Rainy	008749	2.8694	2.8715	15345.40	15346.40	1.00	1.35	1.35	1.35	81	26
6-Jun-14	8:52	Rainy	009047	2.8053	2.8125	15370.40	15371.40	1.00	1.30	1.30	1.30	78	93
6-Jun-14	10:17	Rainy	009049	2.8195	2.8251	15371.40	15372.40	1.00	1.34	1.34	1.34	80	70
6-Jun-14	13:00	Rainy	009052	2.8227	2.8313	15372.40	15373.40	1.00	1.30	1.30	1.30	78	110
12-Jun-14	9:03	Fine	008759	2.8740	2.8785	15397.40	15398.40	1.00	1.30	1.30	1.30	78	58
12-Jun-14	10:16	Fine	008768	2.8681	2.8779	15398.40	15399.40	1.00	1.34	1.34	1.34	80	122
12-Jun-14	13:00	Fine	008766	2.8578	2.8677	15400.40	15401.40	1.00	1.30	1.30	1.30	78	127
18-Jun-14	13:00	Rainy	008468	2.8421	2.8665	15426.63	15427.63	1.00	1.33	1.33	1.33	80	305
18-Jun-14	15:05	Rainy	008467	2.8620	2.8695	15427.63	15428.63	1.00	1.33	1.33	1.33	80	94
18-Jun-14	16:12	Rainy	009073	2.8347	2.8413	15428.63	15429.63	1.00	1.33	1.33	1.33	80	82
24-Jun-14	8:40	Rainy	009078	2.8252	2.8306	15477.63	15478.63	1.00	1.34	1.34	1.34	80	67
24-Jun-14	9:52	Rainy	009081	2.8229	2.8278	15478.63	15479.63	1.00	1.30	1.30	1.30	78	63
24-Jun-14	13:00	Rainy	009084	2.8222	2.8328	15479.63	15480.63	1.00	1.30	1.30	1.30	78	136



Location: CMA1b - Oil Street Site Office

Report on 24-hour TSP monitoring

Action Level ($\mu\text{g}/\text{m}^3$) - 176.7

Limit Level ($\mu\text{g}/\text{m}^3$) - 260

Date	Sampling Time	Weather Condition	Filter paper no.	Filter Weight, g		Elapse Time, hr		Sampling Time, hr	Flow Rate, m^3/min			Total Volume, m^3	TSP Level, $\mu\text{g}/\text{m}^3$
				Initial	Final	Initial	Final		Initial, Q_{si}	Final, Q_{sf}	Average		
30-Jun-14	11:23	Rainy	009099	2.8131	2.9004	4788.86	4812.86	24.00	1.38	1.38	1.38	1987	44
4-Jul-14	8:00	Fine	009126	2.8668	2.9631	4812.86	4836.86	24.00	1.38	1.38	1.38	1981	49
10-Jul-14	8:00	Rainy	009135	2.8548	2.9473	4839.87	4863.87	24.00	1.38	1.38	1.38	1984	47
16-Jul-14	8:00	Rainy	009112	2.8215	2.9487	4866.88	4890.88	24.00	1.41	1.41	1.41	2028	63
22-Jul-14	8:00	Rainy	009242	2.8569	3.1129	4893.88	4917.88	24.00	1.35	1.35	1.35	1940	132

Remarks: Due to interruption of electricity, the 24hr TSP was rescheduled from 28 June 2014 to 30 June 2014.

Report on 1-hour TSP monitoring

Action Level ($\mu\text{g}/\text{m}^3$) - 320.1

Limit Level ($\mu\text{g}/\text{m}^3$) - 500

Date	Sampling Time	Weather Condition	Filter paper no.	Filter Weight, g		Elapse Time, hr		Sampling Time, hr	Flow Rate, m^3/min			Total Volume, m^3	TSP Level, $\mu\text{g}/\text{m}^3$
				Initial	Final	Initial	Final		Initial, Q_{si}	Final, Q_{sf}	Average		
30-Jun-14	8:00	Rainy	008996	2.8250	2.8312	4785.86	4786.86	1.00	1.32	1.32	1.32	79	78
30-Jun-14	9:07	Rainy	008916	2.8426	2.8441	4786.86	4787.86	1.00	1.32	1.32	1.32	79	19
30-Jun-14	10:15	Rainy	009097	2.8132	2.8174	4787.86	4788.86	1.00	1.32	1.32	1.32	79	53
5-Jul-14	8:09	Rainy	009130	2.8581	2.8657	4836.86	4837.86	1.00	1.38	1.38	1.38	83	92
5-Jul-14	9:17	Rainy	009132	2.8466	2.8559	4837.86	4838.86	1.00	1.38	1.38	1.38	83	113
5-Jul-14	10:26	Rainy	009134	2.8555	2.8625	4838.86	4839.86	1.00	1.38	1.38	1.38	83	85
11-Jul-14	10:30	Rainy	009141	2.8611	2.8711	4863.87	4864.87	1.00	1.38	1.38	1.38	83	121
11-Jul-14	13:00	Rainy	009108	2.8116	2.8171	4864.87	4865.87	1.00	1.38	1.38	1.38	83	66
11-Jul-14	14:10	Rainy	009110	2.8192	2.8243	4865.87	4866.87	1.00	1.38	1.38	1.38	83	62
17-Jul-14	9:05	Rainy	009268	2.8320	2.8535	4890.88	4891.88	1.00	1.41	1.41	1.41	84	254
17-Jul-14	10:16	Rainy	009270	2.8301	2.8528	4891.88	4892.88	1.00	1.41	1.41	1.41	84	269
17-Jul-14	13:00	Rainy	009272	2.8401	2.8663	4892.88	4893.88	1.00	1.41	1.41	1.41	84	310
23-Jul-14	10:20	Fine	009361	2.8417	2.8518	4917.88	4918.88	1.00	1.40	1.40	1.40	84	120
23-Jul-14	13:00	Fine	009363	2.8624	2.8756	4918.88	4919.88	1.00	1.40	1.40	1.40	84	157
23-Jul-14	14:10	Fine	009365	2.8773	2.8906	4919.88	4920.88	1.00	1.40	1.40	1.40	84	158

Location: CMA2a - Causeway Bay Community Centre

Report on 24-hour TSP monitoring
Action Level ($\mu\text{g}/\text{m}^3$) - 169.5
Limit Level ($\mu\text{g}/\text{m}^3$) - 260

Date	Sampling Time	Weather Condition	Filter paper no.	Filter Weight, g		Elapse Time, hr		Sampling Time, hr	Flow Rate, m^3/min			Total Volume, m^3	TSP Level, $\mu\text{g}/\text{m}^3$
				Initial	Final	Initial	Final		Initial, Q_{si}	Final, Q_{sf}	Average		
28-Jun-14	8:00	Fine	008995	2.8315	2.9456	14496.37	14520.37	24.00	1.36	1.37	1.37	1966	58
4-Jul-14	8:00	Fine	009100	2.8155	2.8862	14523.37	14547.37	24.00	1.36	1.27	1.32	1898	37
10-Jul-14	8:00	Rainy	009136	2.8441	2.9253	14550.37	14574.37	24.00	1.36	1.27	1.32	1900	43
16-Jul-14	8:00	Rainy	009113	2.8255	2.9432	14577.37	14601.37	24.00	1.14	1.14	1.14	1646	71
22-Jul-14	8:00	Rainy	009241	2.8471	3.0224	14604.37	14628.37	24.00	1.14	1.02	1.08	1557	113

Report on 1-hour TSP monitoring
Action Level ($\mu\text{g}/\text{m}^3$) - 323.4
Limit Level ($\mu\text{g}/\text{m}^3$) - 500

Date	Sampling Time	Weather Condition	Filter paper no.	Filter Weight, g		Elapse Time, hr		Sampling Time, hr	Flow Rate, m^3/min			Total Volume, m^3	TSP Level, $\mu\text{g}/\text{m}^3$
				Initial	Final	Initial	Final		Initial, Q_{si}	Final, Q_{sf}	Average		
30-Jun-14	8:07	Rainy	009026	2.8453	2.8509	14520.37	14521.37	1.00	1.28	1.28	1.28	77	73
30-Jun-14	9:13	Rainy	009096	2.8278	2.8362	14521.37	14522.37	1.00	1.28	1.28	1.28	77	110
30-Jun-14	10:17	Rainy	009098	2.8074	2.8153	14522.37	14523.37	1.00	1.28	1.28	1.28	77	103
5-Jul-14	8:07	Rainy	009129	2.8569	2.8661	14547.37	14548.37	1.00	1.36	1.36	1.36	82	112
5-Jul-14	9:13	Rainy	009131	2.8366	2.8491	14548.37	14549.37	1.00	1.36	1.36	1.36	82	153
5-Jul-14	10:17	Rainy	009133	2.8405	2.8523	14549.37	14550.37	1.00	1.36	1.36	1.36	82	144
11-Jul-14	10:40	Rainy	009107	2.8311	2.8368	14574.37	14575.37	1.00	1.27	1.27	1.27	76	75
11-Jul-14	13:00	Rainy	009109	2.8175	2.8229	14575.37	14576.37	1.00	1.31	1.29	1.30	78	69
11-Jul-14	14:05	Rainy	009111	2.8243	2.8324	14576.37	14577.37	1.00	1.29	1.29	1.29	78	104
17-Jul-14	8:50	Rainy	009267	2.8403	2.8465	14601.37	14602.37	1.00	1.06	1.03	1.04	63	99
17-Jul-14	9:54	Rainy	009269	2.8381	2.8453	14602.37	14603.37	1.00	1.03	1.03	1.03	62	116
17-Jul-14	13:00	Rainy	009271	2.8342	2.8414	14603.37	14604.37	1.00	1.03	1.03	1.03	62	117
23-Jul-14	10:30	Fine	009362	2.8663	2.8771	14828.37	14829.37	1.00	1.14	1.14	1.14	68	158
23-Jul-14	13:00	Fine	009364	2.8677	2.8799	14829.37	14830.37	1.00	1.14	1.14	1.14	68	179
23-Jul-14	14:10	Fine	009366	2.8577	2.8710	14830.37	14831.37	1.00	1.14	1.14	1.14	68	195



Location: CMA3a - CWB PRE Site Office Area

Report on 24-hour TSP monitoring
Action Level ($\mu\text{g}/\text{m}^3$) - 171
Limit Level ($\mu\text{g}/\text{m}^3$) - 260

Date	Sampling Time	Weather Condition	Filter paper no.	Filter Weight, g		Elapse Time, hr		Sampling Time, hr	Flow Rate, m^3/min			Total Volume, m^3	TSP Level, $\mu\text{g}/\text{m}^3$
				Initial	Final	Initial	Final		Initial, Q_{si}	Final, Q_{sf}	Average		
2-Jul-14	15:37	Rainy	009204	2.8457	2.9621	1918.39	1942.39	24.00	1.29	1.32	1.30	1876	62
4-Jul-14	8:00	Fine	009128	2.8579	3.0430	1942.39	1966.39	24.00	1.37	1.37	1.37	1971	94
10-Jul-14	8:00	Rainy	009288	2.8445	2.9638	1969.38	1993.38	24.00	1.37	1.37	1.37	1973	60
16-Jul-14	8:00	Rainy	009191	2.8607	2.9931	1996.38	2020.38	24.00	1.41	1.41	1.41	2028	65
22-Jul-14	8:00	Rainy	009234	2.8531	3.0795	2023.38	2047.38	24.00	1.41	1.40	1.41	2024	112

Remarks: Due to interruption of electricity, the 24hr was rescheduled from 28 June 2014 to 2 July 2014.

Report on 1-hour TSP monitoring
Action Level ($\mu\text{g}/\text{m}^3$) - 311.3
Limit Level ($\mu\text{g}/\text{m}^3$) - 500

Date	Sampling Time	Weather Condition	Filter paper no.	Filter Weight, g		Elapse Time, hr		Sampling Time, hr	Flow Rate, m^3/min			Total Volume, m^3	TSP Level, $\mu\text{g}/\text{m}^3$
				Initial	Final	Initial	Final		Initial, Q_{si}	Final, Q_{sf}	Average		
2-Jul-14	10:00	Rainy	009145	2.8647	2.8827	1915.39	1916.39	1.00	1.31	1.31	1.31	79	228
2-Jul-14	13:00	Rainy	009127	2.8545	2.8678	1916.39	1917.39	1.00	1.31	1.31	1.31	79	169
2-Jul-14	14:18	Rainy	009203	2.8579	2.8627	1917.39	1918.39	1.00	1.24	1.27	1.25	75	64
5-Jul-14	9:15	Rainy	008971	2.8237	2.8337	1966.39	1967.39	1.00	1.31	1.31	1.31	79	127
5-Jul-14	10:20	Rainy	009291	2.8337	2.8381	1967.39	1968.39	1.00	1.31	1.31	1.31	79	56
5-Jul-14	13:00	Rainy	009289	2.8507	2.8575	1968.39	1969.39	1.00	1.31	1.31	1.31	79	86
11-Jul-14	10:25	Rainy	009285	2.8413	2.8480	1993.38	1994.38	1.00	1.31	1.31	1.31	79	85
11-Jul-14	13:00	Rainy	009188	2.8511	2.8580	1994.38	1995.38	1.00	1.31	1.31	1.31	79	87
11-Jul-14	14:10	Rainy	009190	2.8442	2.8508	1995.38	1996.38	1.00	1.31	1.31	1.31	79	84
17-Jul-14	8:50	Rainy	009193	2.8516	2.8581	2020.38	2021.38	1.00	1.31	1.31	1.31	79	82
17-Jul-14	9:57	Rainy	009236	2.8473	2.8561	2021.38	2022.38	1.00	1.31	1.31	1.31	79	112
17-Jul-14	13:00	Rainy	009238	2.8636	2.8725	2022.38	2023.38	1.00	1.31	1.31	1.31	79	113
23-Jul-14	9:45	Fine	009218	2.8546	2.8621	2047.38	2048.38	1.00	1.31	1.31	1.31	79	95
23-Jul-14	10:55	Fine	009250	2.8732	2.8834	2048.38	2049.38	1.00	1.31	1.31	1.31	79	130
23-Jul-14	13:00	Fine	009253	2.8574	2.8673	2049.38	2050.38	1.00	1.31	1.31	1.31	79	126

Remarks: Due to interruption of electricity, the 24hr was rescheduled from 30 June 2014 to 2 July 2014.



Location: CMA4a - SPCA

Report on 24-hour TSP monitoring

Action Level ($\mu\text{g}/\text{m}^3$) - 171.2

Limit Level ($\mu\text{g}/\text{m}^3$) - 260

Date	Sampling Time	Weather Condition	Filter paper no.	Filter Weight, g		Elapse Time, hr		Sampling Time, hr	Flow Rate, m^3/min			Total Volume, m^3	TSP Level, $\mu\text{g}/\text{m}^3$
				Initial	Final	Initial	Final		Initial, Q_{si}	Final, Q_{sf}	Average		
28-Jun-14	8:00	Fine	009092	2.8199	2.9067	18722.99	18746.99	24.00	1.32	1.32	1.32	1901	46
4-Jul-14	8:00	Fine	009152	2.8515	2.9195	18749.98	18773.98	24.00	1.32	1.32	1.32	1899	36
10-Jul-14	8:00	Rainy	009287	2.8477	2.9019	18776.98	18800.98	24.00	1.29	1.29	1.29	1853	29
16-Jul-14	8:00	Rainy	009192	2.8593	2.9383	18803.98	18827.98	24.00	1.32	1.32	1.32	1901	42
22-Jul-14	8:00	Rainy	009194	2.8528	3.0105	18830.98	18854.98	24.00	1.32	1.32	1.32	1898	83

Report on 1-hour TSP monitoring

Action Level ($\mu\text{g}/\text{m}^3$) - 312.5

Limit Level ($\mu\text{g}/\text{m}^3$) - 500

Date	Sampling Time	Weather Condition	Filter paper no.	Filter Weight, g		Elapse Time, hr		Sampling Time, hr	Flow Rate, m^3/min			Total Volume, m^3	TSP Level, $\mu\text{g}/\text{m}^3$
				Initial	Final	Initial	Final		Initial, Q_{si}	Final, Q_{sf}	Average		
30-Jun-14	13:00	Rainy	009148	2.8534	2.8618	18746.99	18747.99	1.00	1.32	1.32	1.32	79	106
30-Jun-14	14:09	Rainy	009149	2.8539	2.8625	18747.99	18748.99	1.00	1.32	1.32	1.32	79	108
30-Jun-14	15:15	Rainy	009150	2.8563	2.8641	18748.99	18749.99	1.00	1.32	1.32	1.32	79	98
5-Jul-14	9:05	Rainy	008970	2.8186	2.8252	18773.98	18774.98	1.00	1.29	1.29	1.29	77	86
5-Jul-14	10:13	Rainy	009292	2.8477	2.8507	18774.98	18775.98	1.00	1.29	1.29	1.29	77	39
5-Jul-14	13:00	Rainy	009290	2.8335	2.8365	18775.98	18776.98	1.00	1.29	1.29	1.29	77	39
11-Jul-14	10:10	Rainy	009286	2.8503	2.8533	18800.98	18801.98	1.00	1.29	1.29	1.29	77	39
11-Jul-14	13:00	Rainy	009219	2.8447	2.8486	18801.98	18802.98	1.00	1.29	1.29	1.29	77	50
11-Jul-14	14:15	Rainy	009189	2.8494	2.8531	18802.98	18803.98	1.00	1.29	1.29	1.29	77	48
17-Jul-14	8:40	Rainy	009233	2.8549	2.8586	18827.98	18828.98	1.00	1.32	1.32	1.32	79	47
17-Jul-14	9:46	Rainy	009235	2.8390	2.8464	18828.98	18829.98	1.00	1.32	1.32	1.32	79	93
17-Jul-14	11:00	Rainy	009237	2.8518	2.8604	18829.98	18830.98	1.00	1.32	1.32	1.32	79	109
23-Jul-14	9:55	Fine	009217	2.8418	2.8498	18854.98	18855.98	1.00	1.32	1.32	1.32	79	101
23-Jul-14	11:00	Fine	009249	2.8462	2.8550	18855.95	18856.98	1.03	1.32	1.32	1.32	81	108
23-Jul-14	13:00	Fine	009252	2.8548	2.8644	18856.98	18857.98	1.00	1.32	1.32	1.32	79	122

Location: CMA5a - Children Garden opposite to Pedestrian Plaza

Report on 24-hour TSP monitoring

Action Level ($\mu\text{g}/\text{m}^3$) - 181

Limit Level ($\mu\text{g}/\text{m}^3$) - 260

Date	Sampling Time	Weather Condition	Filter paper no.	Filter Weight, g		Elapse Time, hr		Sampling Time, hr	Flow Rate, m^3/min			Total Volume, m^3	TSP Level, $\mu\text{g}/\text{m}^3$
				Initial	Final	Initial	Final		Initial, Q_{si}	Final, Q_{sf}	Average		
28-Jun-14	8:00	Fine	009001	2.8301	2.9728	19704.04	19728.04	24.00	1.38	1.38	1.38	1990	72
4-Jul-14	8:00	Fine	009151	2.8460	2.9525	19731.03	19755.03	24.00	1.29	1.29	1.29	1863	57
10-Jul-14	8:00	Rainy	009282	2.8603	2.9462	19758.03	19782.03	24.00	1.26	1.26	1.26	1813	47
16-Jul-14	8:00	Rainy	009266	2.8378	2.9760	19785.03	19809.03	24.00	1.26	1.26	1.26	1814	76
23-Jul-14	16:10	Fine	009404	2.8574	2.9761	19823.88	19847.88	24.00	1.31	1.31	1.31	1885	63

Remarks: Due to interruption of electricity, the 24hr was rescheduled from 22 July 2014 to 23 July 2014.

Report on 1-hour TSP monitoring

Action Level ($\mu\text{g}/\text{m}^3$) - 332

Limit Level ($\mu\text{g}/\text{m}^3$) - 500

Date	Sampling Time	Weather Condition	Filter paper no.	Filter Weight, g		Elapse Time, hr		Sampling Time, hr	Flow Rate, m^3/min			Total Volume, m^3	TSP Level, $\mu\text{g}/\text{m}^3$
				Initial	Final	Initial	Final		Initial, Q_{si}	Final, Q_{sf}	Average		
30-Jun-14	8:26	Rainy	008550	2.8546	2.8627	19728.04	19729.04	1.00	1.38	1.38	1.38	83	98
30-Jun-14	9:36	Rainy	009012	2.8310	2.8400	19729.04	19730.04	1.00	1.38	1.38	1.38	83	108
30-Jun-14	10:45	Rainy	009013	2.8206	2.8284	19730.04	19731.04	1.00	1.38	1.38	1.38	83	94
5-Jul-14	8:36	Rainy	009153	2.8513	2.8612	19755.03	19756.03	1.00	1.38	1.38	1.38	83	120
5-Jul-14	9:40	Rainy	009154	2.8428	2.8512	19756.03	19757.03	1.00	1.38	1.38	1.38	83	101
5-Jul-14	10:44	Rainy	009147	2.8654	2.8762	19757.03	19758.03	1.00	1.38	1.38	1.38	83	130
11-Jul-14	9:29	Rainy	009182	2.8528	2.8637	19782.03	19783.03	1.00	1.26	1.26	1.26	76	144
11-Jul-14	10:58	Rainy	009185	2.8496	2.8554	19783.03	19784.03	1.00	1.26	1.26	1.26	76	77
11-Jul-14	13:00	Rainy	009263	2.8662	2.8730	19784.03	19785.03	1.00	1.26	1.26	1.26	76	90
17-Jul-14	9:45	Rainy	009116	2.8599	2.8740	19809.03	19810.03	1.00	1.31	1.31	1.31	79	179
17-Jul-14	10:45	Rainy	009119	2.8512	2.8670	19810.03	19811.03	1.00	1.31	1.31	1.31	79	201
17-Jul-14	13:00	Rainy	009122	2.8591	2.8686	19811.03	19812.03	1.00	1.31	1.31	1.31	79	121
23-Jul-14	9:58	Fine	009374	2.8539	2.8621	19820.88	19821.88	1.00	1.31	1.31	1.31	79	104
23-Jul-14	13:00	Fine	009376	2.8517	2.8616	19821.88	19822.88	1.00	1.31	1.31	1.31	79	126
23-Jul-14	14:41	Fine	009380	2.8575	2.8667	19822.88	19823.88	1.00	1.31	1.31	1.31	79	117



Location: MA1e - International Finance Centre (Eastern Wing)

Report on 24-hour TSP monitoring

Action Level ($\mu\text{g}/\text{m}^3$) - 173.4

Limit Level ($\mu\text{g}/\text{m}^3$) - 260

Date	Sampling Time	Weather Condition	Filter paper no.	Filter Weight, g		Elapse Time, hr		Sampling Time, hr	Flow Rate, m^3/min			Total Volume, m^3	TSP Level, $\mu\text{g}/\text{m}^3$
				Initial	Final	Initial	Final		Initial, Q_{si}	Final, Q_{sf}	Average		
30-Jun-14	11:57	Rainy	009195	2.8524	2.8970	15408.95	15432.95	24.00	1.29	1.29	1.29	1864	24
4-Jul-14	8:00	Fine	009198	2.8503	2.8979	15432.95	15456.95	24.00	1.29	1.29	1.29	1859	26
10-Jul-14	8:00	Rainy	009178	2.8545	2.8980	15459.95	15483.95	24.00	1.11	1.11	1.11	1603	27
16-Jul-14	8:00	Rainy	009168	2.8540	2.8973	15486.95	15510.95	24.00	1.11	1.11	1.11	1604	27
22-Jul-14	8:00	Rainy	009262	2.8482	3.0034	15513.95	15537.95	24.00	1.11	1.11	1.11	1599	97

Remarks: Due to interruption of electricity, the 24hr TSP was rescheduled from 28 June 2014 to 30 June 2014.

Report on 1-hour TSP monitoring

Action Level ($\mu\text{g}/\text{m}^3$) - 325.1

Limit Level ($\mu\text{g}/\text{m}^3$) - 500

Date	Sampling Time	Weather Condition	Filter paper no.	Filter Weight, g		Elapse Time, hr		Sampling Time, hr	Flow Rate, m^3/min			Total Volume, m^3	TSP Level, $\mu\text{g}/\text{m}^3$
				Initial	Final	Initial	Final		Initial, Q_{si}	Final, Q_{sf}	Average		
30-Jun-14	8:32	Rainy	009022	2.8374	2.8490	15405.95	15406.95	1.00	1.29	1.29	1.29	78	149
30-Jun-14	9:50	Rainy	009019	2.8348	2.8381	15406.95	15407.95	1.00	1.29	1.29	1.29	78	43
30-Jun-14	10:53	Rainy	009016	2.8476	2.8497	15407.95	15408.95	1.00	1.29	1.29	1.29	78	27
5-Jul-14	8:28	Rainy	009206	2.8410	2.8427	15456.95	15457.95	1.00	1.29	1.29	1.29	77	22
5-Jul-14	9:37	Rainy	009209	2.8436	2.8444	15457.95	15458.95	1.00	1.29	1.29	1.29	77	10
5-Jul-14	10:41	Rainy	009175	2.8467	2.8551	15458.95	15459.95	1.00	1.29	1.29	1.29	77	108
11-Jul-14	8:34	Rainy	009273	2.8335	2.8374	15483.95	15484.95	1.00	1.11	1.11	1.11	67	58
11-Jul-14	9:42	Rainy	009274	2.8240	2.8272	15484.95	15485.95	1.00	1.11	1.11	1.11	67	48
11-Jul-14	10:54	Rainy	009275	2.8368	2.8389	15485.95	15486.95	1.00	1.11	1.11	1.11	67	31
17-Jul-14	8:36	Rainy	009226	2.8166	2.8214	15510.95	15511.95	1.00	1.11	1.11	1.11	67	72
17-Jul-14	9:45	Rainy	009227	2.8378	2.8428	15511.95	15512.95	1.00	1.11	1.11	1.11	67	75
17-Jul-14	13:00	Rainy	009228	2.8524	2.8622	15512.95	15513.95	1.00	1.11	1.11	1.11	67	147
23-Jul-14	8:32	Fine	009435	2.8567	2.8634	15537.95	15538.98	1.03	1.11	1.11	1.11	68	98
23-Jul-14	9:37	Fine	009436	2.8693	2.8755	15538.95	15539.95	1.00	1.11	1.11	1.11	66	93
23-Jul-14	10:42	Fine	009437	2.8723	2.8787	15539.95	15540.95	1.00	1.11	1.11	1.11	66	96



Location: MA1w - International Finance Centre (Western Wing)

Report on 24-hour TSP monitoring

Action Level ($\mu\text{g}/\text{m}^3$) - 173.4
Limit Level ($\mu\text{g}/\text{m}^3$) - 260

Date	Sampling Time	Weather Condition	Filter paper no.	Filter Weight, g		Elapse Time, hr		Sampling Time, hr	Flow Rate, m^3/min			Total Volume, m^3	TSP Level, $\mu\text{g}/\text{m}^3$
				Initial	Final	Initial	Final		Initial, Q_{si}	Final, Q_{sf}	Average		
28-Jun-14	8:00	Fine	009025	2.8408	2.9268	15480.63	15504.63	24.00	1.30	1.32	1.31	1880	46
4-Jul-14	8:00	Fine	009197	2.8541	2.9300	15507.62	15531.62	24.00	1.33	1.33	1.33	1919	40
10-Jul-14	8:00	Rainy	009177	2.8485	2.9233	15534.62	15558.62	24.00	1.35	1.33	1.34	1927	39
16-Jul-14	8:00	Rainy	009167	2.8634	2.9433	15561.61	15585.61	24.00	1.33	1.33	1.33	1909	42
22-Jul-14	8:00	Rainy	009165	2.8651	3.0354	15588.61	15612.61	24.00	1.33	1.35	1.34	1923	89

Report on 1-hour TSP monitoring

Action Level ($\mu\text{g}/\text{m}^3$) - 325.1
Limit Level ($\mu\text{g}/\text{m}^3$) - 500

Date	Sampling Time	Weather Condition	Filter paper no.	Filter Weight, g		Elapse Time, hr		Sampling Time, hr	Flow Rate, m^3/min			Total Volume, m^3	TSP Level, $\mu\text{g}/\text{m}^3$
				Initial	Final	Initial	Final		Initial, Q_{si}	Final, Q_{sf}	Average		
30-Jun-14	8:40	Rainy	009021	2.8357	2.8408	15504.63	15505.63	1.00	1.34	1.34	1.34	80	64
30-Jun-14	9:55	Rainy	009018	2.8367	2.8410	15505.63	15506.63	1.00	1.30	1.32	1.31	78	55
30-Jun-14	11:00	Rainy	009015	2.8432	2.8490	15506.63	15507.63	1.00	1.34	1.34	1.34	80	72
5-Jul-14	8:21	Rainy	009205	2.8386	2.8429	15531.62	15532.62	1.00	1.31	1.31	1.31	79	55
5-Jul-14	9:32	Rainy	009208	2.8433	2.8454	15532.62	15533.62	1.00	1.31	1.33	1.32	79	26
5-Jul-14	10:36	Rainy	009211	2.8519	2.8568	15533.62	15534.62	1.00	1.33	1.33	1.33	80	61
11-Jul-14	8:36	Rainy	009276	2.8301	2.8360	15558.62	15559.62	1.00	1.33	1.33	1.33	80	74
11-Jul-14	9:44	Rainy	009277	2.8367	2.8414	15559.62	15560.62	1.00	1.33	1.33	1.33	80	59
11-Jul-14	10:56	Rainy	009278	2.8327	2.8372	15560.62	15561.62	1.00	1.33	1.33	1.33	80	57
17-Jul-14	8:40	Rainy	009223	2.8482	2.8556	15585.61	15586.61	1.00	1.35	1.35	1.35	81	91
17-Jul-14	9:51	Rainy	009224	2.8317	2.8398	15586.61	15587.61	1.00	1.35	1.35	1.35	81	100
17-Jul-14	13:00	Rainy	009225	2.8286	2.8380	15587.61	15588.61	1.00	1.35	1.35	1.35	81	116
23-Jul-14	8:35	Fine	009438	2.8609	2.8678	15612.61	15613.61	1.00	1.32	1.32	1.32	79	87
23-Jul-14	9:40	Fine	009439	2.8546	2.8626	15613.61	15614.61	1.00	1.35	1.35	1.35	81	99
23-Jul-14	10:45	Fine	009440	2.8617	2.8692	15614.61	15615.61	1.00	1.35	1.35	1.35	81	93



Location: CMA1b - Oil Street Site Office

Report on 24-hour TSP monitoring

Action Level ($\mu\text{g}/\text{m}^3$) - 176.7

Limit Level ($\mu\text{g}/\text{m}^3$) - 260

Date	Sampling Time	Weather Condition	Filter paper no.	Filter Weight, g		Elapse Time, hr		Sampling Time, hr	Flow Rate, m^3/min			Total Volume, m^3	TSP Level, $\mu\text{g}/\text{m}^3$
				Initial	Final	Initial	Final		Initial, Q_{si}	Final, Q_{sf}	Average		
28-Jul-14	8:00	Fine	009368	2.8478	2.9624	4920.88	4944.88	24.00	1.35	1.35	1.35	1942	59
2-Aug-14	8:00	Rainy	009371	2.8690	3.0371	4947.88	4971.88	24.00	1.41	1.41	1.41	2025	83
8-Aug-14	8:00	Fine	009330	2.8666	2.9724	4974.88	4998.88	24.00	1.41	1.41	1.41	2025	52
15-Aug-14	13:00	Fine	009712	2.8483	2.9610	5004.88	5028.88	24.00	1.41	1.41	1.41	2031	56
21-Aug-14	13:00	Rainy	009452	2.8628	2.9734	15031.89	15055.89	24.00	1.41	1.41	1.41	2033	54
26-Aug-14	8:00	Fine	009701	2.8460	3.0276	15055.89	15079.89	24.00	1.37	1.37	1.37	1974	92

Remarks: Due to interruption of electricity, the 24hr TSP was rescheduled from 14 August 2014 and 20 August 2014 to 15 August 2014 and 21 August 2014 respectively.

Report on 1-hour TSP monitoring

Action Level ($\mu\text{g}/\text{m}^3$) - 320.1

Limit Level ($\mu\text{g}/\text{m}^3$) - 500

Date	Sampling Time	Weather Condition	Filter paper no.	Filter Weight, g		Elapse Time, hr		Sampling Time, hr	Flow Rate, m^3/min			Total Volume, m^3	TSP Level, $\mu\text{g}/\text{m}^3$
				Initial	Final	Initial	Final		Initial, Q_{si}	Final, Q_{sf}	Average		
29-Jul-14	8:24	Fine	009426	2.8773	2.8876	4944.88	4945.88	1.00	1.41	1.41	1.41	84	122
29-Jul-14	9:32	Fine	009427	2.8633	2.8700	4945.88	4946.88	1.00	1.41	1.41	1.41	84	79
29-Jul-14	10:40	Fine	009428	2.8608	2.8678	4946.88	4947.88	1.00	1.41	1.41	1.41	84	83
4-Aug-14	9:45	Rainy	009359	2.8532	2.8622	4971.88	4972.88	1.00	1.41	1.41	1.41	84	107
4-Aug-14	10:52	Rainy	009326	2.8660	2.8736	4972.88	4973.88	1.00	1.41	1.41	1.41	84	90
4-Aug-14	13:00	Rainy	009329	2.8683	2.8746	4973.88	4974.88	1.00	1.41	1.41	1.41	84	75
9-Aug-14	8:09	Fine	009704	2.8400	2.8467	4998.88	4999.88	1.00	1.41	1.41	1.41	84	79
9-Aug-14	9:18	Fine	009706	2.8416	2.8463	4999.88	5000.88	1.00	1.41	1.41	1.41	84	56
9-Aug-14	10:27	Fine	009708	2.8445	2.8525	5000.88	5001.88	1.00	1.41	1.41	1.41	84	95
15-Aug-14	8:30	Fine	009527	2.8236	2.8291	5001.88	5002.88	1.00	1.37	1.39	1.38	83	66
15-Aug-14	9:35	Fine	009529	2.8120	2.8189	5002.88	5003.88	1.00	1.41	1.41	1.41	85	82
15-Aug-14	10:40	Fine	009531	2.8293	2.8361	5003.88	5004.88	1.00	1.41	1.41	1.41	85	80
21-Aug-14	8:40	Rainy	009448	2.8565	2.8640	15028.89	15029.89	1.00	1.41	1.41	1.41	85	88
21-Aug-14	9:45	Rainy	009450	2.8595	2.8676	15029.89	15030.89	1.00	1.41	1.41	1.41	85	96
21-Aug-14	10:50	Rainy	009455	2.8760	2.8832	15030.89	15031.89	1.00	1.41	1.41	1.41	85	85
27-Aug-14	8:18	Cloudy	009702	2.8538	2.8697	15079.89	15080.89	1.00	1.35	1.35	1.35	81	196
27-Aug-14	9:25	Cloudy	009683	2.8543	2.8707	15080.89	15081.89	1.00	1.35	1.35	1.35	81	202
27-Aug-14	10:45	Cloudy	009685	2.8526	2.8710	15081.89	15082.89	1.00	1.35	1.35	1.35	81	227

Location: CMA2a - Causeway Bay Community Centre

Report on 24-hour TSP monitoring
Action Level ($\mu\text{g}/\text{m}^3$) - 169.5
Limit Level ($\mu\text{g}/\text{m}^3$) - 260

Date	Sampling Time	Weather Condition	Filter paper no.	Filter Weight, g		Elapse Time, hr		Sampling Time, hr	Flow Rate, m^3/min			Total Volume, m^3	TSP Level, $\mu\text{g}/\text{m}^3$
				Initial	Final	Initial	Final		Initial, Q_{si}	Final, Q_{sf}	Average		
28-Jul-14	8:00	Fine	009369	2.8503	2.9700	14631.38	14655.38	24.00	1.03	1.03	1.03	1477	81
2-Aug-14	8:00	Rainy	009372	2.8679	2.9890	14658.38	14682.38	24.00	1.14	1.14	1.14	1642	74
8-Aug-14	8:00	Fine	009331	2.8690	2.9600	14685.38	14709.38	24.00	1.14	1.00	1.07	1538	59
14-Aug-14	8:00	Rainy	009711	2.8440	2.9267	14712.38	14736.38	24.00	1.15	1.06	1.10	1587	52
20-Aug-14	8:00	Rainy	009532	2.8201	2.8963	14739.38	14763.38	24.00	1.07	1.03	1.05	1512	50
26-Aug-14	8:00	Fine	009453	2.8585	2.9323	14766.38	14790.38	24.00	1.06	1.06	1.06	1524	48

Report on 1-hour TSP monitoring
Action Level ($\mu\text{g}/\text{m}^3$) - 323.4
Limit Level ($\mu\text{g}/\text{m}^3$) - 500

Date	Sampling Time	Weather Condition	Filter paper no.	Filter Weight, g		Elapse Time, hr		Sampling Time, hr	Flow Rate, m^3/min			Total Volume, m^3	TSP Level, $\mu\text{g}/\text{m}^3$
				Initial	Final	Initial	Final		Initial, Q_{si}	Final, Q_{sf}	Average		
29-Jul-14	8:07	Fine	009429	2.8661	2.8730	14655.38	14656.38	1.00	1.00	1.00	1.00	60	115
29-Jul-14	9:16	Fine	009430	2.8592	2.8662	14656.38	14657.38	1.00	1.00	1.00	1.00	60	117
29-Jul-14	10:30	Fine	009431	2.8580	2.8615	14657.38	14658.38	1.00	1.00	1.00	1.00	60	59
4-Aug-14	10:00	Rainy	009360	2.8499	2.8615	14682.38	14683.38	1.00	1.14	1.14	1.14	68	170
4-Aug-14	11:08	Rainy	009327	2.8764	2.8833	14683.38	14684.38	1.00	1.05	1.00	1.02	61	112
4-Aug-14	13:00	Rainy	009328	2.8589	2.8662	14684.38	14685.38	1.00	1.14	1.14	1.14	68	107
9-Aug-14	8:07	Fine	009705	2.8305	2.8350	14709.38	14710.38	1.00	1.00	1.00	1.00	60	75
9-Aug-14	9:16	Fine	009707	2.8582	2.8644	14710.38	14711.38	1.00	1.00	1.00	1.00	60	104
9-Aug-14	10:25	Fine	009709	2.8372	2.8445	14711.38	14712.38	1.00	1.00	1.00	1.00	60	122
15-Aug-14	8:10	Fine	009526	2.8125	2.8188	14736.38	14737.38	1.00	1.00	1.00	1.00	60	105
15-Aug-14	9:20	Fine	009528	2.8167	2.8226	14737.38	14738.38	1.00	1.00	1.00	1.00	60	98
15-Aug-14	10:25	Fine	009530	2.8269	2.8320	14738.38	14739.38	1.00	1.06	1.06	1.06	64	80
21-Aug-14	8:20	Rainy	009796	2.8345	2.8380	14763.38	14764.38	1.00	1.01	1.01	1.01	60	58
21-Aug-14	9:30	Rainy	009449	2.8538	2.8622	14764.38	14765.38	1.00	1.01	1.01	1.01	60	139
21-Aug-14	10:35	Rainy	009451	2.8765	2.8826	14765.38	14766.38	1.00	1.01	1.01	1.01	60	101
27-Aug-14	8:06	Cloudy	009681	2.8500	2.8542	14790.38	14791.38	1.00	1.00	1.00	1.00	60	70
27-Aug-14	9:09	Cloudy	009682	2.8567	2.8659	14791.38	14792.38	1.00	1.15	1.15	1.15	69	134
27-Aug-14	10:15	Cloudy	009684	2.8483	2.8568	14792.38	14793.38	1.00	1.03	1.03	1.03	62	138



Location: CMA3a - CWB PRE Site Office Area

Report on 24-hour TSP monitoring

Action Level ($\mu\text{g}/\text{m}^3$) - 171

Limit Level ($\mu\text{g}/\text{m}^3$) - 260

Date	Sampling Time	Weather Condition	Filter paper no.	Filter Weight, g		Elapse Time, hr		Sampling Time, hr	Flow Rate, m^3/min			Total Volume, m^3	TSP Level, $\mu\text{g}/\text{m}^3$
				Initial	Final	Initial	Final		Initial, Q_{si}	Final, Q_{sf}	Average		
28-Jul-14	8:00	Fine	009251	2.8568	3.0268	2050.38	2074.38	24.00	1.41	1.41	1.41	2027	84
2-Aug-14	8:00	Rainy	009389	2.8592	3.0655	2077.38	2101.38	24.00	1.41	1.41	1.41	2025	102
8-Aug-14	8:00	Fine	009560	2.8208	2.9248	2104.38	2128.38	24.00	1.41	1.41	1.41	2026	51
14-Aug-14	8:00	Rainy	009799	2.8262	2.9232	2131.38	2155.38	24.00	1.41	1.41	1.41	2030	48
20-Aug-14	8:00	Rainy	009254	2.8619	2.9474	2158.38	2182.38	24.00	1.41	1.41	1.41	2036	42
26-Aug-14	8:00	Fine	009761	2.8039	2.9185	2185.38	2209.38	24.00	1.37	1.37	1.37	1979	58

Report on 1-hour TSP monitoring

Action Level ($\mu\text{g}/\text{m}^3$) - 311.3

Limit Level ($\mu\text{g}/\text{m}^3$) - 500

Date	Sampling Time	Weather Condition	Filter paper no.	Filter Weight, g		Elapse Time, hr		Sampling Time, hr	Flow Rate, m^3/min			Total Volume, m^3	TSP Level, $\mu\text{g}/\text{m}^3$
				Initial	Final	Initial	Final		Initial, Q_{si}	Final, Q_{sf}	Average		
29-Jul-14	8:48	Fine	009382	2.8551	2.8678	2074.38	2075.38	1.00	1.31	1.31	1.31	79	161
29-Jul-14	9:53	Fine	009384	2.8646	2.8733	2075.38	2076.38	1.00	1.27	1.30	1.28	77	113
29-Jul-14	13:00	Fine	009387	2.8558	2.8674	2076.38	2077.38	1.00	1.31	1.31	1.31	79	147
4-Aug-14	9:03	Rainy	009390	2.8432	2.8529	2101.38	2102.38	1.00	1.28	1.28	1.28	77	126
4-Aug-14	10:15	Rainy	009416	2.8617	2.8766	2102.38	2103.38	1.00	1.31	1.31	1.31	79	189
4-Aug-14	13:00	Rainy	009419	2.8583	2.8683	2103.38	2104.38	1.00	1.31	1.31	1.31	79	127
9-Aug-14	8:10	Fine	009805	2.8188	2.8259	2128.38	2129.38	1.00	1.31	1.31	1.31	79	90
9-Aug-14	9:15	Fine	009803	2.8318	2.8434	2129.38	2130.38	1.00	1.31	1.31	1.31	79	147
9-Aug-14	10:25	Fine	009801	2.8266	2.8365	2130.38	2131.38	1.00	1.31	1.31	1.31	79	126
15-Aug-14	8:35	Fine	009408	2.8424	2.8507	2155.38	2156.38	1.00	1.32	1.32	1.32	79	105
15-Aug-14	9:40	Fine	009410	2.8364	2.8437	2156.38	2157.38	1.00	1.32	1.32	1.32	79	92
15-Aug-14	10:47	Fine	009412	2.8614	2.8661	2157.38	2158.38	1.00	1.29	1.27	1.28	77	61
21-Aug-14	8:40	Rainy	009755	2.8176	2.8209	2182.38	2183.38	1.00	1.32	1.32	1.32	79	42
21-Aug-14	9:47	Rainy	009757	2.8084	2.8114	2183.38	2184.38	1.00	1.32	1.32	1.32	79	38
21-Aug-14	10:58	Rainy	009759	2.8040	2.8094	2184.38	2185.38	1.00	1.32	1.32	1.32	79	68
27-Aug-14	8:15	Cloudy	009788	2.8238	2.8323	2209.38	2210.38	1.00	1.23	1.23	1.23	74	115
27-Aug-14	9:20	Cloudy	009763	2.8031	2.8102	2210.38	2211.38	1.00	1.23	1.23	1.23	74	96
27-Aug-14	10:35	Cloudy	009765	2.8427	2.8521	2211.38	2212.38	1.00	1.23	1.23	1.23	74	127



Location: CMA4a - SPCA

Report on 24-hour TSP monitoring

Action Level ($\mu\text{g}/\text{m}^3$) - 171.2

Limit Level ($\mu\text{g}/\text{m}^3$) - 260

Date	Sampling Time	Weather Condition	Filter paper no.	Filter Weight, g		Elapse Time, hr		Sampling Time, hr	Flow Rate, m^3/min			Total Volume, m^3	TSP Level, $\mu\text{g}/\text{m}^3$
				Initial	Final	Initial	Final		Initial, Q_{si}	Final, Q_{sf}	Average		
28-Jul-14	8:00	Fine	009248	2.8574	2.9366	18857.98	18881.98	24.00	1.32	1.32	1.32	1899	42
2-Aug-14	8:00	Rainy	009388	2.8591	2.9672	18884.98	18908.98	24.00	1.32	1.32	1.32	1898	57
8-Aug-14	8:00	Fine	009561	2.8145	2.8911	18911.98	18935.98	24.00	1.32	1.32	1.32	1898	40
14-Aug-14	8:00	Rainy	009798	2.8222	2.8609	18938.98	18962.98	24.00	1.32	1.32	1.32	1903	20
20-Aug-14	8:00	Rainy	009413	2.8568	2.9104	18966.00	18990.00	24.00	1.34	1.34	1.34	1933	28
26-Aug-14	8:00	Fine	009760	2.8112	2.8825	18993.00	19017.00	24.00	1.32	1.32	1.32	1902	37

Report on 1-hour TSP monitoring

Action Level ($\mu\text{g}/\text{m}^3$) - 312.5

Limit Level ($\mu\text{g}/\text{m}^3$) - 500

Date	Sampling Time	Weather Condition	Filter paper no.	Filter Weight, g		Elapse Time, hr		Sampling Time, hr	Flow Rate, m^3/min			Total Volume, m^3	TSP Level, $\mu\text{g}/\text{m}^3$
				Initial	Final	Initial	Final		Initial, Q_{si}	Final, Q_{sf}	Average		
29-Jul-14	9:04	Fine	009383	2.8484	2.8539	18881.98	18882.98	1.00	1.32	1.32	1.32	79	70
29-Jul-14	10:16	Fine	009385	2.8560	2.8623	18882.98	18883.98	1.00	1.32	1.32	1.32	79	80
29-Jul-14	13:00	Fine	009386	2.8436	2.8496	18883.98	18884.98	1.00	1.32	1.32	1.32	79	76
4-Aug-14	9:15	Rainy	009415	2.8646	2.8714	18908.98	18909.98	1.00	1.34	1.32	1.33	80	85
4-Aug-14	10:24	Rainy	009417	2.8639	2.8730	18909.98	18910.98	1.00	1.32	1.32	1.32	79	115
4-Aug-14	13:00	Rainy	009418	2.8470	2.8538	18910.98	18911.98	1.00	1.32	1.32	1.32	79	86
9-Aug-14	8:15	Fine	009804	2.8185	2.8233	18935.98	18936.98	1.00	1.32	1.32	1.32	79	61
9-Aug-14	9:25	Fine	009802	2.8278	2.8332	18936.98	18937.98	1.00	1.32	1.32	1.32	79	68
9-Aug-14	10:35	Fine	009800	2.8315	2.8362	18937.98	18938.98	1.00	1.32	1.32	1.32	79	59
15-Aug-14	8:20	Fine	009407	2.8507	2.8577	18962.98	18963.98	1.00	1.32	1.32	1.32	79	88
15-Aug-14	9:25	Fine	009409	2.8485	2.8546	18963.98	18964.98	1.00	1.32	1.32	1.32	79	77
15-Aug-14	10:30	Fine	009411	2.8365	2.8415	18964.98	18965.98	1.00	1.32	1.32	1.32	79	63
21-Aug-14	8:05	Rainy	009754	2.8224	2.8232	18990.00	18991.00	1.00	1.32	1.32	1.32	79	10
21-Aug-14	9:20	Rainy	009756	2.8159	2.8184	18991.00	18992.00	1.00	1.32	1.32	1.32	79	31
21-Aug-14	10:32	Rainy	009758	2.8154	2.8185	18992.00	18993.00	1.00	1.32	1.32	1.32	79	39
27-Aug-14	8:30	Cloudy	009762	2.8044	2.8078	19017.00	19018.00	1.00	1.32	1.32	1.32	79	43
27-Aug-14	9:44	Cloudy	009764	2.8629	2.8680	19018.00	19019.00	1.00	1.32	1.32	1.32	79	64
27-Aug-14	10:45	Cloudy	009766	2.8444	2.8509	19019.00	19020.00	1.00	1.32	1.32	1.32	79	82

Location: CMA5a - Children Garden opposite to Pedestrian Plaza

Report on 24-hour TSP monitoring

Action Level ($\mu\text{g}/\text{m}^3$) - 181

Limit Level ($\mu\text{g}/\text{m}^3$) - 260

Date	Sampling Time	Weather Condition	Filter paper no.	Filter Weight, g		Elapse Time, hr		Sampling Time, hr	Flow Rate, m^3/min			Total Volume, m^3	TSP Level, $\mu\text{g}/\text{m}^3$
				Initial	Final	Initial	Final		Initial, Q_{si}	Final, Q_{sf}	Average		
28-Jul-14	8:00	Fine	009381	2.8516	2.9631	19847.88	19871.88	24.00	1.31	1.31	1.31	1889	59
2-Aug-14	8:00	Rainy	009356	2.8701	3.0326	19874.88	19898.88	24.00	1.31	1.31	1.31	1888	86
8-Aug-14	8:00	Fine	009345	2.8547	2.9565	19901.88	19925.88	24.00	1.31	1.31	1.31	1888	54
15-Aug-14	16:06	Fine	009536	2.8207	2.9275	19937.08	19961.08	24.00	1.31	1.31	1.31	1893	56
21-Aug-14	13:00	Rainy	009700	2.8443	2.9297	19964.09	19988.09	24.00	1.32	1.32	1.32	1895	45
26-Aug-14	8:00	Fine	009703	2.8536	3.0141	19988.09	20012.09	24.00	1.30	1.30	1.30	1877	86

Remarks: Due to interruption of electricity, the 24hr TSP was rescheduled from 14 August 2014 and 20 August 2014 to 15 August 2014 and 21 August 2014 respectively.

Report on 1-hour TSP monitoring

Action Level ($\mu\text{g}/\text{m}^3$) - 332

Limit Level ($\mu\text{g}/\text{m}^3$) - 500

Date	Sampling Time	Weather Condition	Filter paper no.	Filter Weight, g		Elapse Time, hr		Sampling Time, hr	Flow Rate, m^3/min			Total Volume, m^3	TSP Level, $\mu\text{g}/\text{m}^3$
				Initial	Final	Initial	Final		Initial, Q_{si}	Final, Q_{sf}	Average		
29-Jul-14	13:00	Fine	009348	2.8683	2.8832	19871.88	19872.88	1.00	1.31	1.31	1.31	79	189
29-Jul-14	14:05	Fine	009351	2.8817	2.8958	19872.88	19873.88	1.00	1.31	1.31	1.31	79	179
29-Jul-14	15:12	Fine	009354	2.8670	2.8805	19873.88	19874.88	1.00	1.31	1.31	1.31	79	172
4-Aug-14	13:00	Rainy	009420	2.8659	2.8736	19898.88	19899.88	1.00	1.31	1.31	1.31	79	98
4-Aug-14	14:42	Rainy	009444	2.8555	2.8645	19899.88	19900.88	1.00	1.31	1.31	1.31	79	114
4-Aug-14	15:45	Rainy	009342	2.8575	2.8676	19900.88	19901.88	1.00	1.31	1.31	1.31	79	128
9-Aug-14	8:54	Fine	009553	2.8245	2.8357	19925.88	19926.88	1.00	1.31	1.31	1.31	79	142
9-Aug-14	10:04	Fine	009556	2.8093	2.8207	19926.88	19927.88	1.00	1.31	1.31	1.31	79	145
9-Aug-14	13:00	Fine	009559	2.8252	2.8314	19927.88	19928.88	1.00	1.31	1.31	1.31	79	79
15-Aug-14	9:46	Fine	009547	2.8155	2.8222	19934.08	19935.08	1.00	1.31	1.31	1.31	79	85
15-Aug-14	13:00	Fine	009550	2.8094	2.8150	19935.08	19936.08	1.00	1.31	1.31	1.31	79	71
15-Aug-14	14:30	Fine	009533	2.8211	2.8272	19936.08	19937.08	1.00	1.31	1.31	1.31	79	77
21-Aug-14	8:04	Rainy	009690	2.8495	2.8525	19961.09	19962.09	1.00	1.23	1.23	1.23	74	41
21-Aug-14	9:15	Rainy	009694	2.8628	2.8661	19962.09	19963.09	1.00	1.23	1.23	1.23	74	45
21-Aug-14	10:22	Rainy	009697	2.8552	2.8567	19963.09	19964.09	1.00	1.23	1.23	1.23	74	20
27-Aug-14	9:41	Cloudy	009762	2.8044	2.8078	20012.09	20013.09	1.00	1.27	1.27	1.27	76	45
27-Aug-14	13:00	Cloudy	009503	2.8523	2.8639	20013.09	20014.09	1.00	1.27	1.27	1.27	76	153
27-Aug-14	15:13	Cloudy	009506	2.8382	2.8541	20014.09	20015.09	1.00	1.27	1.27	1.27	76	209



Location: MA1e - International Finance Centre (Eastern Wing)

Report on 24-hour TSP monitoring

Action Level (µg/m3) - 173.4

Limit Level (µg/m3) - 260

Date	Sampling Time	Weather Condition	Filter paper no.	Filter Weight, g		Elapse Time, hr		Sampling Time, hr	Flow Rate, m ³ /min			Total Volume, m ³	TSP Level, µg/m ³
				Initial	Final	Initial	Final		Initial, Q _{si}	Final, Q _{sf}	Average		
28-Jul-14	8:00	Fine	009432	2.8539	2.9205	15540.96	15564.96	24.00	1.23	1.11	1.17	1689	39
2-Aug-14	8:00	Rainy	009159	2.8364	2.9521	15567.96	15591.96	24.00	1.11	1.11	1.11	1600	72
8-Aug-14	8:00	Fine	009261	2.8510	2.9098	15594.96	15618.96	24.00	1.11	1.11	1.11	1600	37
14-Aug-14	8:00	Rainy	009841	2.7853	2.8472	15621.96	15645.96	24.00	1.12	1.12	1.12	1608	39
20-Aug-14	8:00	Rainy	009837	2.7659	2.8301	15648.96	15672.96	24.00	1.22	1.12	1.17	1682	38
27-Aug-14	16:00	Cloudy	009394	2.8456	2.8506	15697.49	15721.49	24.00	1.15	1.15	1.15	1660	3

Remarks: Due to interruption of electricity, the 24hr TSP was rescheduled from 26 August 2014 to 27 August 2014.

Report on 1-hour TSP monitoring

Action Level (µg/m3) - 325.1

Limit Level (µg/m3) - 500

Date	Sampling Time	Weather Condition	Filter paper no.	Filter Weight, g		Elapse Time, hr		Sampling Time, hr	Flow Rate, m ³ /min			Total Volume, m ³	TSP Level, µg/m ³
				Initial	Final	Initial	Final		Initial, Q _{si}	Final, Q _{sf}	Average		
29-Jul-14	8:18	Fine	009258	2.8494	2.8540	15564.96	15565.96	1.00	1.11	1.11	1.11	67	69
29-Jul-14	9:26	Fine	009424	2.8521	2.8575	15565.96	15566.96	1.00	1.11	1.11	1.11	67	81
29-Jul-14	10:34	Fine	009425	2.8514	2.8560	15566.96	15567.96	1.00	1.11	1.11	1.11	67	69
4-Aug-14	8:52	Rainy	009395	2.8445	2.8510	15591.96	15592.96	1.00	1.11	1.11	1.11	67	98
4-Aug-14	9:57	Rainy	009396	2.8464	2.8517	15592.96	15593.96	1.00	1.11	1.11	1.11	67	80
4-Aug-14	13:00	Rainy	009397	2.8544	2.8592	15593.96	15594.96	1.00	1.11	1.11	1.11	67	72
9-Aug-14	8:28	Fine	009847	2.7808	2.7846	15618.96	15619.96	1.00	1.11	1.11	1.11	67	57
9-Aug-14	9:33	Fine	009848	2.7732	2.7764	15619.96	15620.96	1.00	1.11	1.11	1.11	67	48
9-Aug-14	10:38	Fine	009849	2.7762	2.7800	15620.96	15621.96	1.00	1.11	1.11	1.11	67	57
15-Aug-14	8:31	Fine	009840	2.8022	2.8079	15645.96	15646.96	1.00	1.12	1.12	1.12	67	85
15-Aug-14	9:35	Fine	009480	2.8577	2.8625	15646.96	15647.96	1.00	1.12	1.12	1.12	67	72
15-Aug-14	10:39	Fine	009481	2.8549	2.8601	15647.96	15648.96	1.00	1.15	1.12	1.13	68	77
21-Aug-14	8:30	Rainy	008544	2.8564	2.8592	15672.96	15673.96	1.00	1.12	1.12	1.12	67	42
21-Aug-14	9:35	Rainy	008545	2.8412	2.8450	15673.96	15674.96	1.00	1.18	1.12	1.15	69	55
21-Aug-14	10:40	Rainy	008546	2.8485	2.8517	15674.96	15675.96	1.00	1.24	1.12	1.18	71	45
27-Aug-14	10:06	Cloudy	009821	2.7786	2.7853	15694.49	15695.49	1.00	1.15	1.15	1.15	69	97
27-Aug-14	13:00	Cloudy	009818	2.7985	2.8058	15695.49	15696.49	1.00	1.15	1.15	1.15	69	106
27-Aug-14	14:06	Cloudy	009819	2.7958	2.7977	15696.49	15697.49	1.00	1.15	1.15	1.15	69	27



Location: MA1w - International Finance Centre (Western Wing)

Report on 24-hour TSP monitoring

Action Level ($\mu\text{g}/\text{m}^3$) - 173.4
Limit Level ($\mu\text{g}/\text{m}^3$) - 260

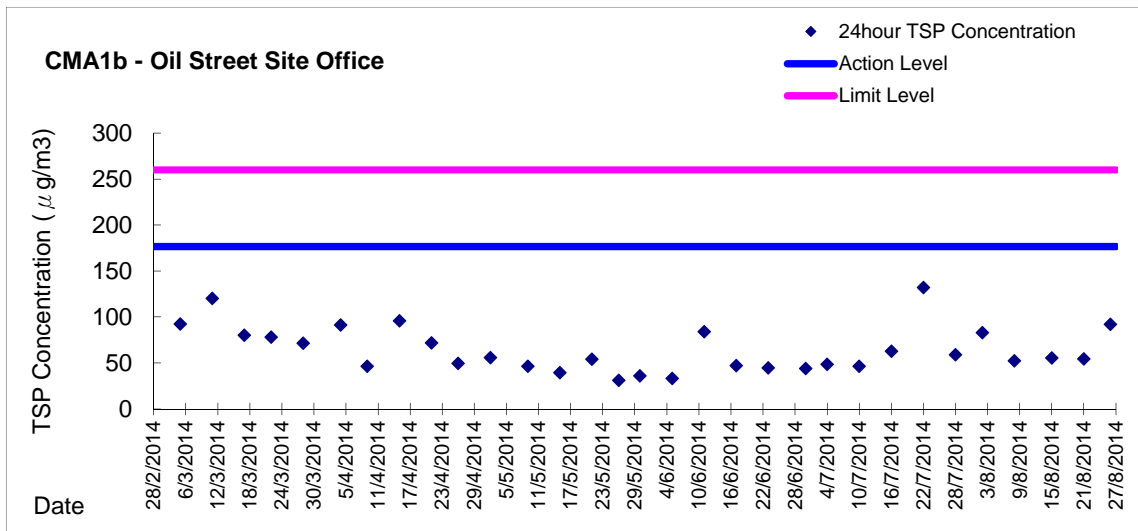
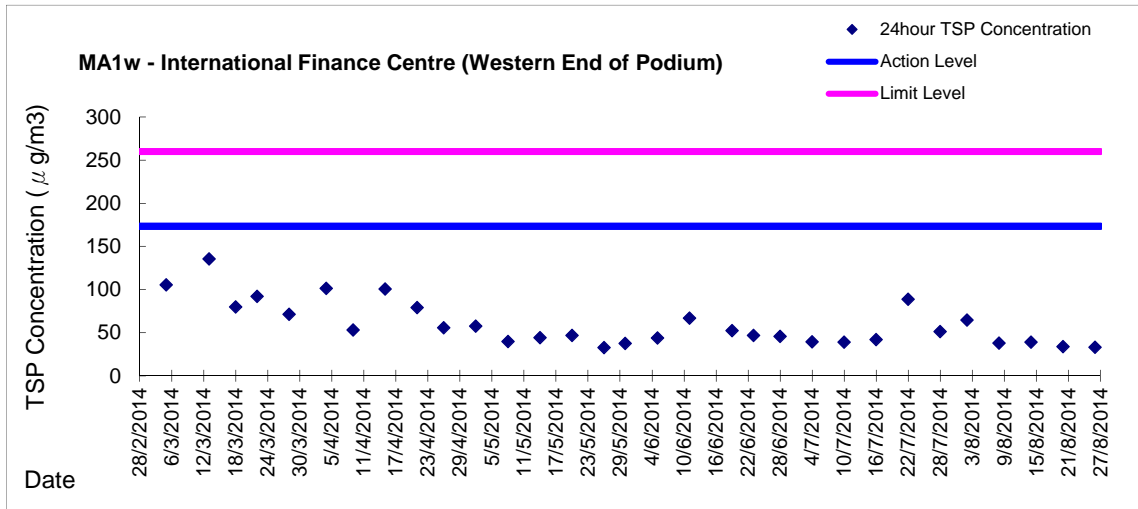
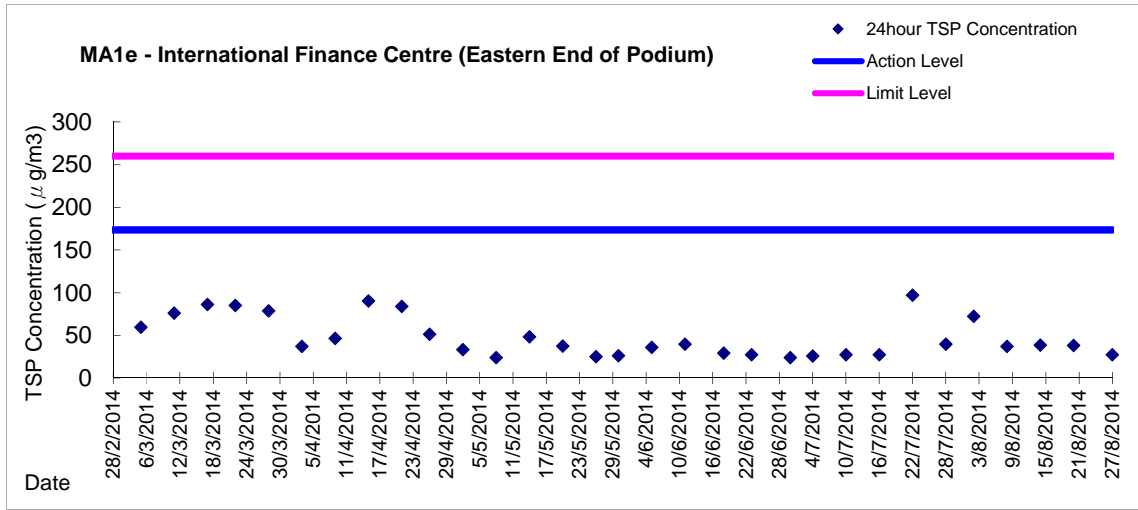
Date	Sampling Time	Weather Condition	Filter paper no.	Filter Weight, g		Elapse Time, hr		Sampling Time, hr	Flow Rate, m^3/min			Total Volume, m^3	TSP Level, $\mu\text{g}/\text{m}^3$
				Initial	Final	Initial	Final		Initial, Q_{si}	Final, Q_{sf}	Average		
28-Jul-14	8:00	Fine	009433	2.8607	2.9607	15615.62	15639.62	24.00	1.35	1.35	1.35	1945	51
2-Aug-14	8:00	Rainy	009160	2.8452	2.9705	15642.62	15666.62	24.00	1.35	1.35	1.35	1944	64
8-Aug-14	8:00	Fine	008793	2.8622	2.9355	15669.62	15693.62	24.00	1.35	1.35	1.35	1944	38
14-Aug-14	8:00	Rainy	009842	2.7686	2.8445	15696.62	15720.62	24.00	1.36	1.35	1.36	1951	39
20-Aug-14	8:00	Rainy	009838	2.7866	2.8530	15723.62	15747.62	24.00	1.36	1.36	1.36	1958	34
26-Aug-14	8:00	Fine	008542	2.8593	2.9221	15750.62	15774.62	24.00	1.33	1.31	1.32	1900	33

Report on 1-hour TSP monitoring

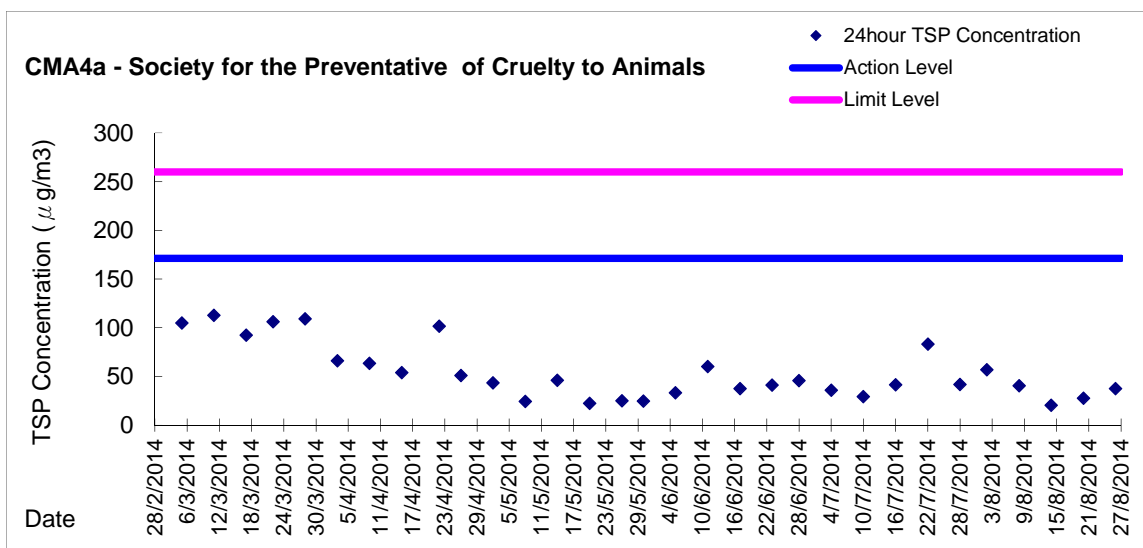
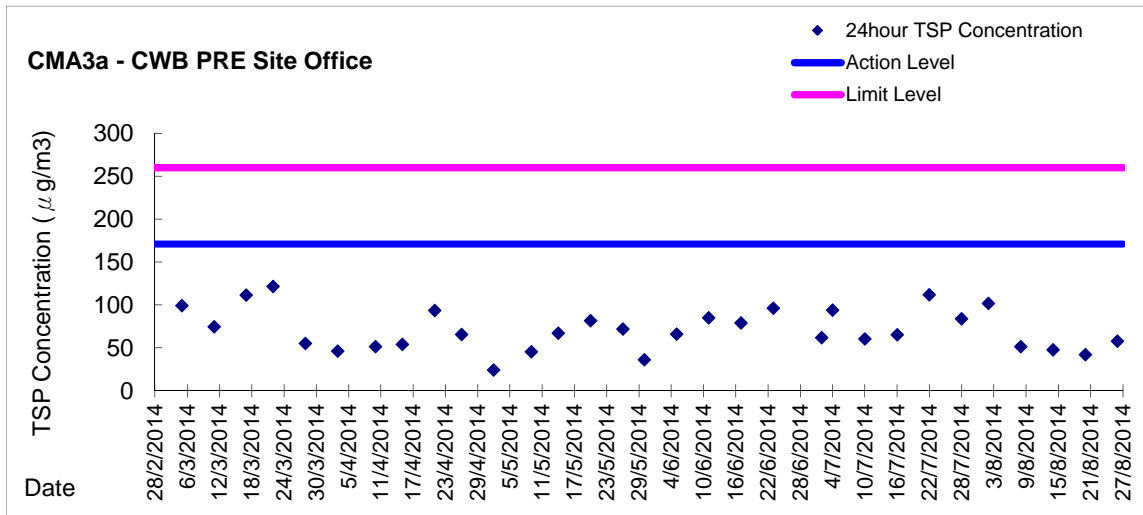
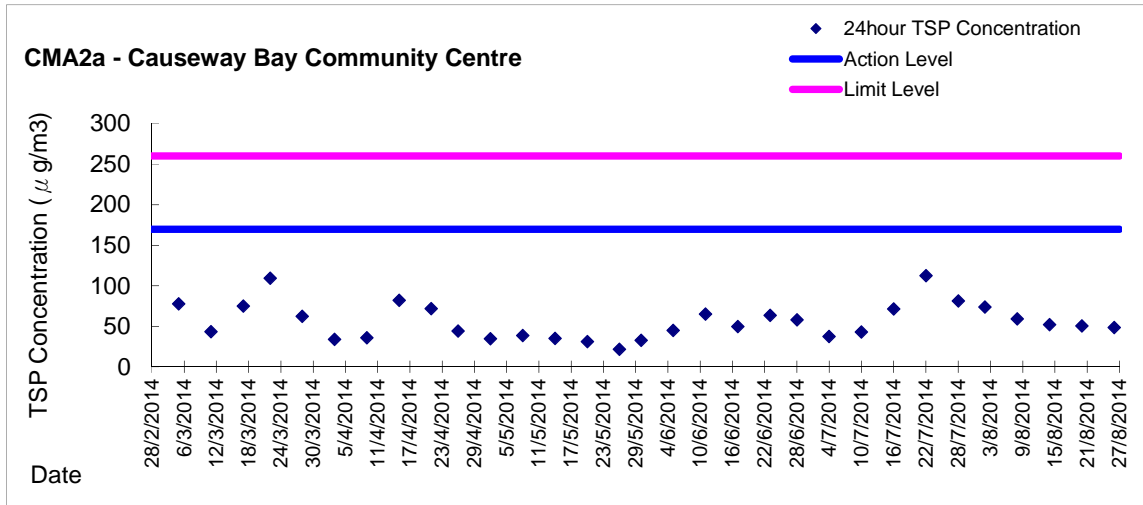
Action Level ($\mu\text{g}/\text{m}^3$) - 325.1
Limit Level ($\mu\text{g}/\text{m}^3$) - 500

Date	Sampling Time	Weather Condition	Filter paper no.	Filter Weight, g		Elapse Time, hr		Sampling Time, hr	Flow Rate, m^3/min			Total Volume, m^3	TSP Level, $\mu\text{g}/\text{m}^3$
				Initial	Final	Initial	Final		Initial, Q_{si}	Final, Q_{sf}	Average		
29-Jul-14	8:24	Fine	009255	2.8730	2.8779	15639.62	15640.62	1.00	1.35	1.35	1.35	81	60
29-Jul-14	9:32	Fine	009256	2.8520	2.8579	15640.62	15641.62	1.00	1.35	1.35	1.35	81	73
29-Jul-14	10:40	Fine	009257	2.8494	2.8550	15641.62	15642.62	1.00	1.35	1.35	1.35	81	69
4-Aug-14	8:56	Rainy	009398	2.8500	2.8564	15666.62	15667.62	1.00	1.35	1.35	1.35	81	79
4-Aug-14	10:01	Rainy	009399	2.8601	2.8681	15667.62	15668.62	1.00	1.35	1.35	1.35	81	99
4-Aug-14	13:00	Rainy	009400	2.8550	2.8628	15668.62	15669.62	1.00	1.35	1.35	1.35	81	96
9-Aug-14	8:32	Fine	009850	2.7851	2.7886	15693.62	15694.62	1.00	1.35	1.35	1.35	81	43
9-Aug-14	9:37	Fine	009851	2.7728	2.7762	15694.62	15695.62	1.00	1.35	1.35	1.35	81	42
9-Aug-14	10:42	Fine	009852	2.7843	2.7884	15695.62	15696.62	1.00	1.35	1.35	1.35	81	51
15-Aug-14	8:36	Fine	009482	2.8589	2.8655	15720.62	15721.62	1.00	1.35	1.35	1.35	81	81
15-Aug-14	9:40	Fine	009483	2.8541	2.8588	15721.62	15722.62	1.00	1.35	1.35	1.35	81	58
15-Aug-14	10:44	Fine	009484	2.8482	2.8522	15722.62	15723.62	1.00	1.35	1.35	1.35	81	49
21-Aug-14	8:34	Rainy	008547	2.8511	2.8547	15747.62	15748.62	1.00	1.36	1.36	1.36	82	44
21-Aug-14	9:39	Rainy	008548	2.8458	2.8500	15748.62	15749.62	1.00	1.36	1.36	1.36	82	52
21-Aug-14	10:44	Rainy	008549	2.8269	2.8311	15749.62	15750.62	1.00	1.36	1.36	1.36	82	52
27-Aug-14	8:54	Cloudy	009824	2.7985	2.8044	15774.62	15775.62	1.00	1.31	1.31	1.31	78	75
27-Aug-14	10:35	Cloudy	009823	2.7834	2.7894	15775.62	15776.62	1.00	1.31	1.31	1.31	78	77
27-Aug-14	13:00	Cloudy	009822	2.7813	2.7873	15776.62	15777.62	1.00	1.31	1.31	1.31	78	77

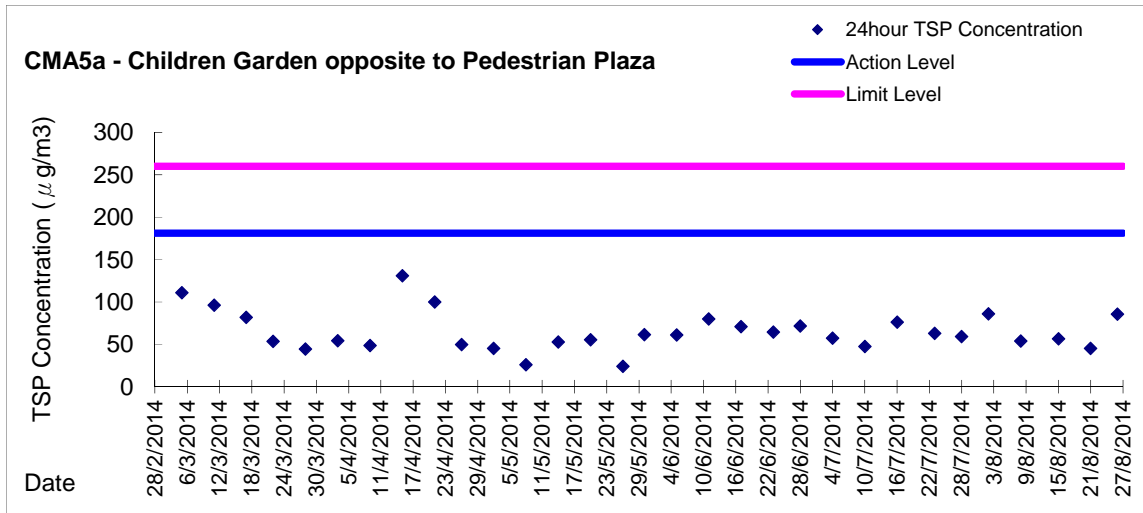
Graphic Presentation of 24 hour TSP Result



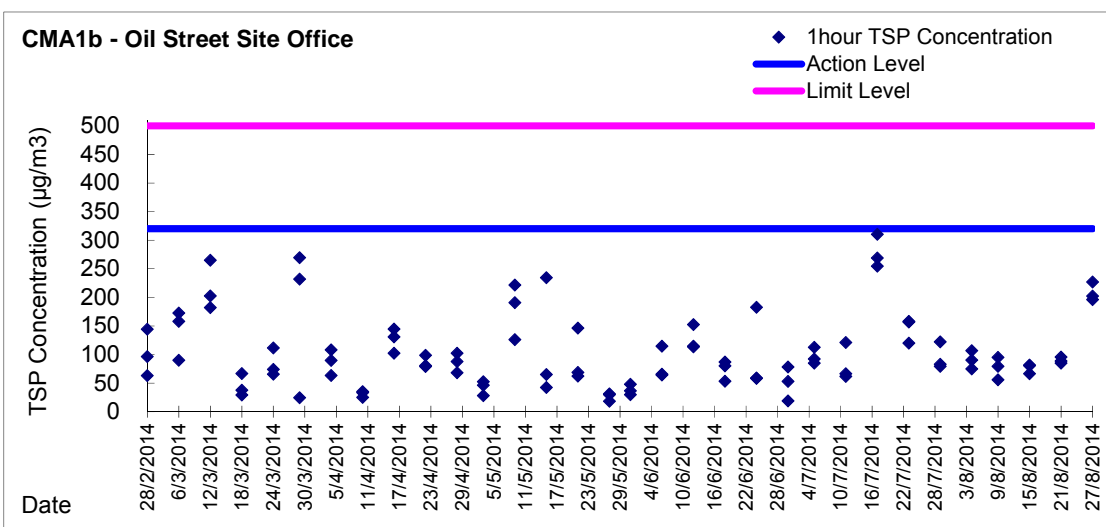
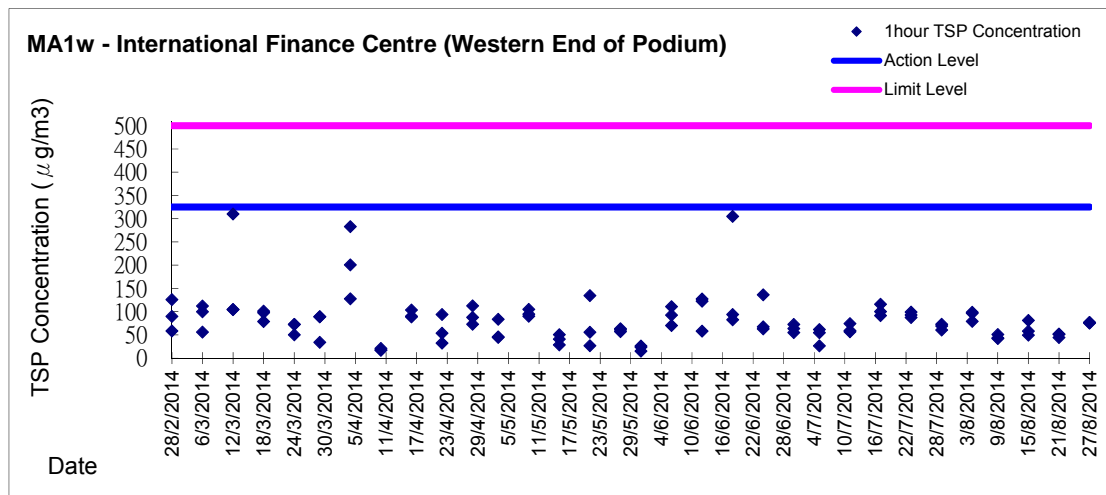
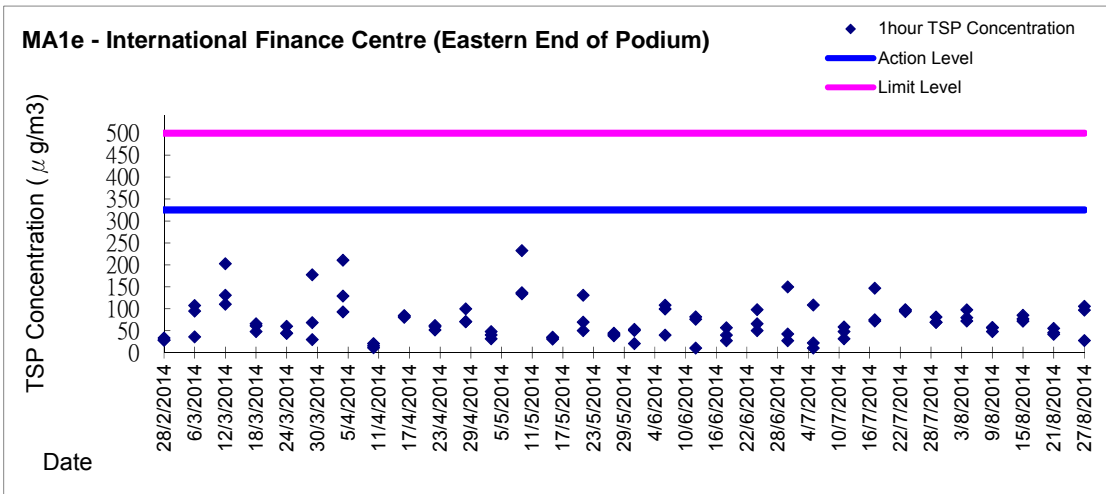
Graphic Presentation of 24 hour TSP Result



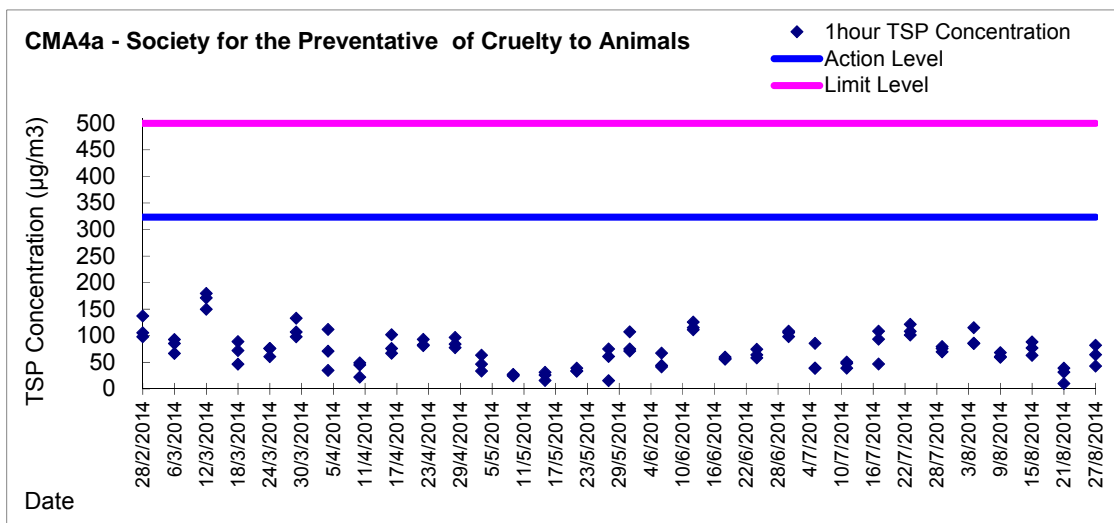
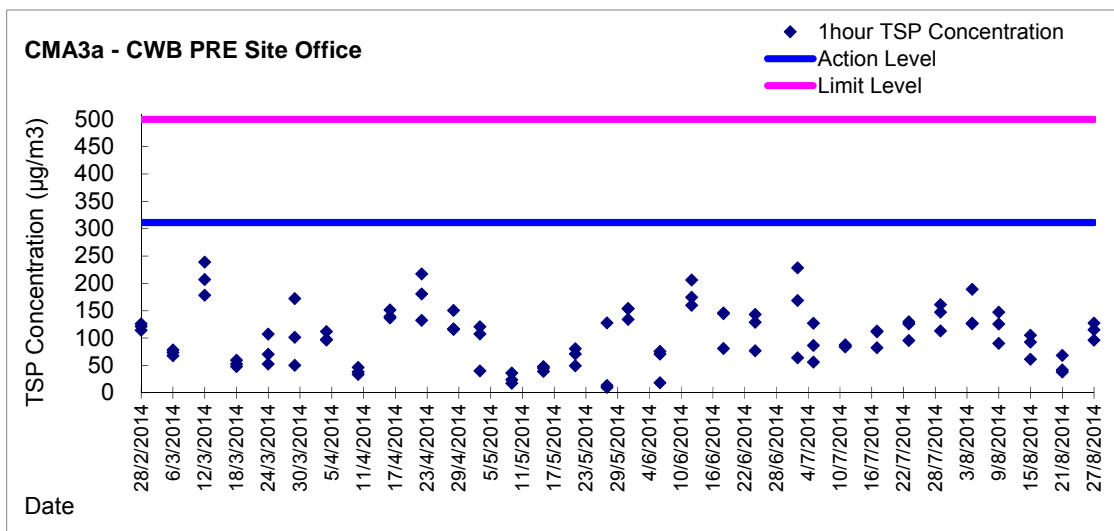
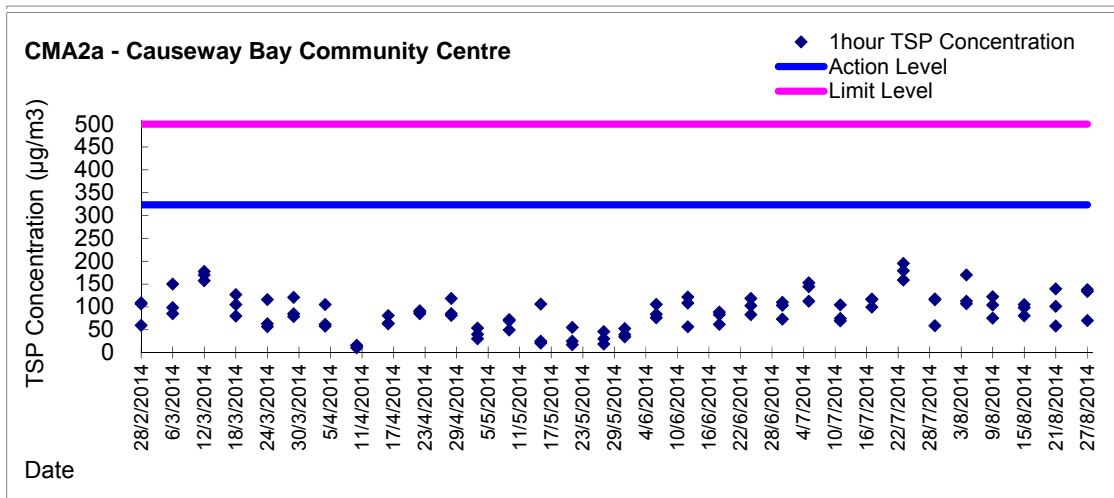
Graphic Presentation of 24 hour TSP Result



Graphic Presentation of 1 hour TSP Result



Graphic Presentation of 1 hour TSP Result



Graphic Presentation of 1 hour TSP Result

